

# The automultiplechoice package<sup>\*</sup>

Alexis Bienvenüe  
paamc@passoire.fr

October 13, 2021

## Abstract

This package helps designing multiple choice exams ready for automated marking from papers scans.

Answers and questions are optionally shuffled, creating different sheets for every student.

## 1 Introduction

The package `automultiplechoice` helps formatting multiple choice questionnaires with automated marking from papers scans in mind:

- The package can produce different copies of the question sheet for each student, optionally shuffling answers and questions for each student.
- Markers can be printed on each sheet, so as to be able to analyse scans after examination. All the needed information about the position of the markers and the boxes to be checked by the students is given in an auxiliary file during  $\text{\LaTeX}$  run.

See Auto Multiple Choice (AMC) software (<https://www.auto-multiple-choice.net/>) for an integration of this package, with user interface for automated marking.

## 2 Samples

We begin with several samples to see what can be done with the `automultiplechoice` package. All `automultiplechoice` commands and options will be detailed further.

For all these samples, two sets of questions are used: a group of geography questions, and a group of history questions. These are defined in a common  $\text{\LaTeX}$  file named `questions.tex`:

```
\element{geography}{  
  \begin{question}{Ghana}  
    What is the capital of Ghana?  
    \begin{choiceshoriz}  
      \correctchoice{Accra}
```

---

<sup>\*</sup>This document corresponds to version revision: `r:6959dcc7` from AMC 1.5.1

```

        \wrongchoice{Addis Abeba}
        \wrongchoice{Ankara}
        \wrongchoice{Apia}
    \end{choiceshoriz}
\end{question}
}

\element{geography}{
    \begin{question}{Thailand}
        What is the capital of Thailand?
        \begin{choiceshoriz}
            \correctchoice{Bangkok}
            \wrongchoice{Banjul}
            \wrongchoice{Beijing}
            \wrongchoice{Beirut}
            \wrongchoice{Berlin}
        \end{choiceshoriz}
    \end{question}
}

\element{geography}{
    \begin{question}{Egypt}
        What is the capital of Egypt?
        \begin{choices}
            \correctchoice{Cairo}
            \wrongchoice{Caracas}
            \wrongchoice{Cayenne}
            \wrongchoice{Chisinau}
            \wrongchoice{Conakry}
        \end{choices}
    \end{question}
}

\element{geography}{
    \begin{question}{Ireland}
        What is the capital of Ireland?
        \begin{multicols}{3}
            \begin{choices}
                \correctchoice{Dublin}
                \wrongchoice{Dili}
                \wrongchoice{Djibouti}
                \wrongchoice{Doha}
                \wrongchoice{Dakar}
                \wrongchoice{Dhaka}
            \end{choices}
        \end{multicols}
    \end{question}
}

```

```

\end{question}
}

\element{history}{
\begin{questionmult}{1901}
Which of the following events are taking place during the year
1901?
\begin{choices}
\correctchoice{Funeral of Queen Victoria in London}
\correctchoice{Official end of the Caste War of Yucat'an}
\wrongchoice{King George of Greece becomes absolute monarch of Crete}
\wrongchoice{The first line of the Paris M'etro is opened}
\end{choices}
\end{questionmult}
}

\element{history}{
\begin{questionmult}{1850}
Which of the following events are taking place during the year
1850?
\begin{choices}
\correctchoice{American Express is founded by Henry Wells & William Fargo}
\wrongchoice{Napoleon Bonaparte crosses the Alps and invades Italy}
\wrongchoice{Kwang-su becomes emperor of China}
\wrongchoice{First horse-drawn omnibuses established in London}
\end{choices}
\end{questionmult}
}

\element{history}{
\begin{questionmult}{1971}
Which of the following events are taking place during the year
1971?
\begin{choices}
\correctchoice{Apollo 14 lands on the Moon}
\correctchoice{The Soviet Union launches Salyut 1}
\correctchoice{Death of Louis Armstrong}
\wrongchoice{The first commercial Concorde flight takes off}
\end{choices}
\end{questionmult}
}

```

We will ask automultiplechoice package to include two geography questions and two history questions at random for each student, shuffling questions and answers, with the following code:

```

\cleargroup{all}
\shufflegroup{geography}

```

```

\copygroup[2]{geography}{all}
\shufflegroup{history}
\copygroup[2]{history}{all}
\shufflegroup{all}
\insertgroup{all}

```

You can read these commands as “clear group `all`, shuffle questions inside group `geography` and copy the first two to group `all`, do the same for group `history`, shuffle the four questions copied into `all` and print them”.

## 2.1 Standard layout

A set of 30 students sheets can be produced from the following L<sup>A</sup>T<sub>E</sub>X source named `sample-amc.tex`:

```

\documentclass{article}
\usepackage{automultiplechoice}
\usepackage{multicol}
\begin{document}

\input{questions.tex}

\onecopy{30}{

\noindent{\bf AMC \hfill SAMPLE TEST}

\vspace{3ex}

```

For this test, package `{\sf automultiplechoice}` is used without any option. Page markers are printed in view of an automated marking from papers scans. DRAFT indications can be cancelled using `{\tt nowatermark}` option.

Commands from `{\sf automultiplechoice}` are used to print, for each student, two geography questions and two history questions, at random. Questions and answers are shuffled.

```

\vspace{3ex}

\cleargroup{all}

\shufflegroup{geography}
\copygroup[2]{geography}{all}
\shufflegroup{history}
\copygroup[2]{history}{all}
\shufflegroup{all}
\insertgroup{all}

}

```

`\end{document}`

producing a 30-pages document (every page has number 1), from which we show the first pages on page 8.

Note that “DRAFT” indications can be cancelled using option `nowatermark`, or using AMC software.

You can see on each page markers that can be used for automated completed answer sheets scans analysis:

- Four circles ● are printed in the corners, to be able to analyse any rotation or scaling of the scans.
- Binary boxes are printed in the header area, so as to be able to read student sheet number and page number. On page 2 for example, you can see that these binary boxes are coding 2/1/59:



Here, 2 is the student sheet number, 1 is the page number for this student, and 59 is a checking value that can be used for checking correct identification from a scan.

If you also use `calibration` option, `automultiplechoice` will produce a `.xy` file with informations about the exact position in the page of all the markers, and all the boxes. This option is automatically set by AMC software, which then use the information in the `.xy` file for automated marking.

## 2.2 Separate answer sheet

In some situations, you may need a separate answer sheet:

- this makes cheating even more difficult;
- this can reduce the number of pages to scan.

This is done using `separateanswersheet` option of `automultiplechoice` package. You also have to use commands `\AMCformBegin` to indicate the beginning of this separate answer sheet (usually after a `\clearpage` or `\AMCcleardoublepage` command), and `\AMCform` to insert the form to be completed by the students, as in the following example (`sample-separate.tex`):

```
\documentclass{article}
\usepackage[separateanswersheet]{automultiplechoice}
\usepackage{multicol}
\begin{document}

\input{questions.tex}

\onecopy{30}{
```

```
\noindent{\bf AMC \hfill SAMPLE TEST}
```

```
\vspace{3ex}
```

For this test, package `{\sf automultiplechoice}` is used with `{\tt separateanswersheet}` option, so that all answers are to be filled on a separate sheet by students. Page markers are printed in view of an automated marking from papers scans. DRAFT indications can be cancelled using `{\tt nowatermark}` option.

Commands from `{\sf automultiplechoice}` are used to print, for each student, two geography questions and two history questions, at random. Questions and answers are shuffled.

```
\vspace{3ex}
```

```
\cleargroup{all}
```

```
\shufflegroup{geography}
```

```
\copygroup[2]{geography}{all}
```

```
\shufflegroup{history}
```

```
\copygroup[2]{history}{all}
```

```
\shufflegroup{all}
```

```
\insertgroup{all}
```

```
\clearpage
```

```
\AMCformBegin
```

This is the answer sheet: all answers are to be ticked on this page to be taken into account.

```
\vspace{2ex}
```

```
\AMCform
```

```
}
```

```
\end{document}
```

First pages of the result are shown on page 9. There are now 2 pages per student: the first with questions, and the second for answers. Only the second will be completed by the students, and scanned for analysis.

## 2.3 Without markers

With the `nopage` option, package `automultiplechoice` does not include any page markers for scan processing. I'm afraid you can't use any automated marking software with this layout, but you can

still use answer sheet and corrected answer sheet (option `indivanswers` , added here) for a manual marking...

The L<sup>A</sup>T<sub>E</sub>X source `sample-plain.tex` that only differs from `sample-amc.tex` by its options passed to `automultiplechoice`:

```
\usepackage[nopage,indivanswers]{automultiplechoice}
```

produces a 30-pages document, from which we show the first pages on page 10.

First pages from L<sup>A</sup>T<sub>E</sub>X source detailed in section 2.1 – see sample-amc.pdf

•  • +1/1/50+

AMC SAMPLE TEST

For this test, package `automultiplechoice` is used without any option. Page markers are printed in view of an automated marking from papers scans. DRAFT indications can be cancelled using `nowatermark` option.

Commands from `automultiplechoice` are used to print, for each student, two geography questions and two history questions, at random. Questions and answers are shuffled.

**Question 1** Which of the following events are taking place during the year 1971?

☐ The Soviet Union launches Salyut 1  
☐ The first commercial Concorde flight takes off  
☐ Death of Louis Armstrong  
☐ Apollo 14 lands on the Moon

**Question 2** What is the capital of Egypt?

☐ Cayenne  
☐ Caracas  
☐ Cairo  
☐ Conakry  
☐ Chisinau

**Question 3** Which of the following events are taking place during the year 1850?

☐ Napoleon Bonaparte crosses the Alps and invades Italy  
☐ First horse-drawn omnibuses established in London  
☐ American Express is founded by Henry Wells & William Fargo  
☐ Kwang-su becomes emperor of China

**Question 4** What is the capital of Ghana?

☐ Accra ☐ Addis Ababa ☐ Ankara ☐ Apia

• For your examination, preferably print documents compiled from `automultiple-choice`. •

•  • +2/1/50+

AMC SAMPLE TEST

For this test, package `automultiplechoice` is used without any option. Page markers are printed in view of an automated marking from papers scans. DRAFT indications can be cancelled using `nowatermark` option.

Commands from `automultiplechoice` are used to print, for each student, two geography questions and two history questions, at random. Questions and answers are shuffled.

**Question 1** Which of the following events are taking place during the year 1901?

☐ The first line of the Paris Metro is opened  
☐ Official end of the Crime War of Vietnam  
☐ King George of Greece becomes absolute monarch of Crete  
☐ Funeral of Queen Victoria in London

**Question 2** What is the capital of Ireland?

☐ Djibouti ☐ Dhaka ☐ Doha  
☐ Dublin ☐ Dili ☐ Dakar

**Question 3** What is the capital of Ghana?

☐ Apia ☐ Accra ☐ Addis Ababa ☐ Ankara

**Question 4** Which of the following events are taking place during the year 1850?

☐ Napoleon Bonaparte crosses the Alps and invades Italy  
☐ First horse-drawn omnibuses established in London  
☐ American Express is founded by Henry Wells & William Fargo  
☐ Kwang-su becomes emperor of China

• For your examination, preferably print documents compiled from `automultiple-choice`. •

•  • +3/1/50+

AMC SAMPLE TEST

For this test, package `automultiplechoice` is used without any option. Page markers are printed in view of an automated marking from papers scans. DRAFT indications can be cancelled using `nowatermark` option.

Commands from `automultiplechoice` are used to print, for each student, two geography questions and two history questions, at random. Questions and answers are shuffled.

**Question 1** Which of the following events are taking place during the year 1971?

☐ The first commercial Concorde flight takes off  
☐ Apollo 14 lands on the Moon  
☐ The Soviet Union launches Salyut 1  
☐ Death of Louis Armstrong

**Question 2** Which of the following events are taking place during the year 1850?

☐ First horse-drawn omnibuses established in London  
☐ Kwang-su becomes emperor of China  
☐ Napoleon Bonaparte crosses the Alps and invades Italy  
☐ American Express is founded by Henry Wells & William Fargo

**Question 3** What is the capital of Ireland?

☐ Dhaka ☐ Doha ☐ Dakar  
☐ Dili ☐ Dublin ☐ Djibouti

**Question 4** What is the capital of Thailand?

☐ Beijing ☐ Banja ☐ Bangkok ☐ Beirut ☐ Berlin

• For your examination, preferably print documents compiled from `automultiple-choice`. •

•  • +4/1/50+

AMC SAMPLE TEST

For this test, package `automultiplechoice` is used without any option. Page markers are printed in view of an automated marking from papers scans. DRAFT indications can be cancelled using `nowatermark` option.

Commands from `automultiplechoice` are used to print, for each student, two geography questions and two history questions, at random. Questions and answers are shuffled.

**Question 1** Which of the following events are taking place during the year 1971?

☐ The Soviet Union launches Salyut 1  
☐ Apollo 14 lands on the Moon  
☐ Death of Louis Armstrong  
☐ The first commercial Concorde flight takes off

**Question 2** What is the capital of Egypt?

☐ Cayenne  
☐ Caracas  
☐ Cairo  
☐ Conakry  
☐ Chisinau

**Question 3** Which of the following events are taking place during the year 1850?

☐ American Express is founded by Henry Wells & William Fargo  
☐ Napoleon Bonaparte crosses the Alps and invades Italy  
☐ First horse-drawn omnibuses established in London  
☐ Kwang-su becomes emperor of China


**Question 4** What is the capital of Ireland?

☐ Djibouti ☐ Dhaka ☐ Dakar  
☐ Dili ☐ Doha ☐ Dublin

• For your examination, preferably print documents compiled from `automultiple-choice`. •



First pages from L<sup>A</sup>T<sub>E</sub>X source detailed in section 2.2 – see sample-separate.pdf



+1/-1/60+

**AMC**

**SAMPLE TEST**

For this test, package *automultiplechoice* is used with *separateanswersheet* option, so that all answers are to be filled on a separate sheet by students. Page markers are printed in view of an automated marking from papers scans. DRAFT indications can be cancelled using *noanswers* option.

Commands from *automultiplechoice* are used to print, for each student, two geography questions and two history questions, at random. Questions and answers are shuffled.

**Question 1** ▲ Which of the following events are taking place during the year 1971?

- ☐ A The Soviet Union launches Salyut 1
- ☐ B The first commercial Concorde flight takes off
- ☐ C Death of Louis Armstrong
- ☐ D Apollo 14 lands on the Moon

**Question 2** ▲ What is the capital of Egypt?

- ☐ A Cayenne
- ☐ B Caracas
- ☐ C Cairo
- ☐ D Crenaky
- ☐ E Chisnaun


**Question 3** ▲ Which of the following events are taking place during the year 1850?

- ☐ A Napoleon Bonaparte crosses the Alps and invades Italy
- ☐ B First horse-drawn omnibuses established in Vienna
- ☐ C American Express is founded by Henry Wells & William Fargo
- ☐ D Wong-ku becomes Emperor of China

**Question 4** ▲ What is the capital of Ghana?

- ☐ A Accra
- ☐ B Addis Ababa
- ☐ C Ankara
- ☐ D Apia

For your examination, preferably print documents compiled from *automultiple-choice*.



+1/2/5/+

This is the answer sheet: all answers are to be ticked on this page to be taken into account.

**Question 1:**

A	B	C	D
---	---	---	---

**Question 2:**

A	B	C	D
---	---	---	---

E
---


**Question 3:**

A	B	C	D
---	---	---	---

**Question 4:**

A	B	C	D
---	---	---	---

DRAFT



+1/2/5/+

For your examination, preferably print documents compiled from auto-multiple-choice.

~2/1/88~

AMC

SAMPLE TEST

For this test, package *automultiplechoice* is used with *separateanswersheet* option, so that all answers are to be filled on a separate sheet by students. Page markers are printed in view of an automated marking from papers same. DIAGPT indications can be cancelled using *separatemarker* option.

Commands from *automultiplechoice* are used to print, for each student, two geography questions and two history questions, at random. Questions and answers are shuffled.

**Question 1 ▲** Which of the following events are taking place during the year 1807?

- ☐ A The first line of the Paris Métro is opened
- ☐ B Official end of the Caste War of Yucatan
- ☐ C King George of Greece becomes absolute monarch of Crete
- ☐ D Funeral of Queen Victoria in London

**Question 2 ▼** What is the capital of Iceland?

- ☐ A Dighouthi
- ☐ B Dhaka
- ☐ C Dublin
- ☐ D Dili


**Question 3 ▲** What is the capital of Ghana?

- ☐ A Apia
- ☐ B Accra
- ☐ C Abba Alaba
- ☐ D Ankara

**Question 4 ▲** Which of the following events are taking place during the year 1807?

- ☐ A Napoleon Bonaparte crosses the Alps with his army in Italy
- ☐ B First horse-drawn omnibuses established in London
- ☐ C American Express is founded by Henry Wells & William Fargo
- ☐ D Aynag-on becomes emperor of China

For your examination, preferably print documents compiled from *automultiplechoice*.



•2/2/37•

This is the answer sheet: all answers are to be ticked on this page to be taken into account.

Question 1: 

A	B	C	D
---	---	---	---

Question 2: 

A	B	C	D	E
---	---	---	---	---


Question 3: 

A	B	C	D
---	---	---	---


Question 4: 

A	B	C	D
---	---	---	---

DRAFT



For your examination, preferably print documents compiled from auto-multiple-choice.



First pages from L<sup>A</sup>T<sub>E</sub>X source detailed in section 2.3 – see sample-plain.pdf

AMC

SAMPLE TEST

For this test, package `automultiplechoice` is used with the following options:

- `nosage`, so that no page markers are printed: nothing is planned for future automated marking from papers scans.
- `indivanswers`, so that correct answers are indicated (this is the corrected answer sheet). Without this option, you get the question sheet).

Commands from `automultiplechoice` are used to print, for each student, two geography questions and two history questions, at random. Questions and answers are shuffled.

Question 1 **1** Which of the following events are taking place during the year 1971?

☒ The Soviet Union launches Salyut 1

☐ The first commercial Concorde flight takes off

☒ Death of Louis Armstrong

☒ Apollo 14 lands on the Moon

Question 2 What is the capital of Egypt?

☐ Cayenne

☐ Caracas

☒ Cairo

☐ Conakry

☐ Chisinau

Question 3 **1** Which of the following events are taking place during the year 1850?

☐ Napoleon Bonaparte crosses the Alps and invades Italy

☐ First horse-drawn omnibuses established in London

☒ American Express is founded by Henry Wells & William Fargo

☐ Kwang-su becomes emperor of China

Question 4 What is the capital of Ghana?

☒ Accra

☐ Addis Ababa

☐ Ankara

☐ Apia

1

AMC

SAMPLE TEST

For this test, package `automultiplechoice` is used with the following options:

- `nosage`, so that no page markers are printed: nothing is planned for future automated marking from papers scans.
- `indivanswers`, so that correct answers are indicated (this is the corrected answer sheet). Without this option, you get the question sheet).

Commands from `automultiplechoice` are used to print, for each student, two geography questions and two history questions, at random. Questions and answers are shuffled.

Question 1 **1** Which of the following events are taking place during the year 1901?

☐ The first line of the Paris Métro is opened

☒ Official end of the Caste War of Yucatán

☐ King George of Greece becomes absolute monarch of Crete

☒ Funeral of Queen Victoria in London

Question 2 What is the capital of Ireland?

☐ Džibouti

☐ Dhaka

☐ Doha

☒ Dublin

☐ Dili

☐ Dakar

Question 3 What is the capital of Ghana?

☐ Apia

☒ Accra

☐ Addis Ababa

☐ Ankara

Question 4 **1** Which of the following events are taking place during the year 1850?

☐ Napoleon Bonaparte crosses the Alps and invades Italy

☐ First horse-drawn omnibuses established in London

☒ American Express is founded by Henry Wells & William Fargo

☐ Kwang-su becomes emperor of China

1

AMC

SAMPLE TEST

For this test, package `automultiplechoice` is used with the following options:

- `nosage`, so that no page markers are printed: nothing is planned for future automated marking from papers scans.
- `indivanswers`, so that correct answers are indicated (this is the corrected answer sheet). Without this option, you get the question sheet).

Commands from `automultiplechoice` are used to print, for each student, two geography questions and two history questions, at random. Questions and answers are shuffled.

Question 1 **1** Which of the following events are taking place during the year 1971?

☐ The first commercial Concorde flight takes off

☒ Apollo 14 lands on the Moon

☒ The Soviet Union launches Salyut 1

☒ Death of Louis Armstrong

Question 2 **1** Which of the following events are taking place during the year 1850?

☐ First horse-drawn omnibuses established in London

☐ Kwang-su becomes emperor of China

☐ Napoleon Bonaparte crosses the Alps and invades Italy

☒ American Express is founded by Henry Wells & William Fargo

Question 3 What is the capital of Ireland?

☐ Doha

☐ Doha

☐ Dakar

☐ Dili

☒ Dublin

☐ Džibouti

Question 4 What is the capital of Thailand?

☐ Beijing

☐ Bamjal

☒ Bangkok

☐ Beirut

☐ Berlin

1

AMC

SAMPLE TEST

For this test, package `automultiplechoice` is used with the following options:

- `nosage`, so that no page markers are printed: nothing is planned for future automated marking from papers scans.
- `indivanswers`, so that correct answers are indicated (this is the corrected answer sheet). Without this option, you get the question sheet).

Commands from `automultiplechoice` are used to print, for each student, two geography questions and two history questions, at random. Questions and answers are shuffled.

Question 1 **1** Which of the following events are taking place during the year 1971?

☒ The Soviet Union launches Salyut 1

☒ Apollo 14 lands on the Moon

☒ Death of Louis Armstrong

☐ The first commercial Concorde flight takes off

Question 2 What is the capital of Egypt?

☐ Caracas

☐ Cayenne

☒ Cairo

☐ Conakry

☐ Chisinau

Question 3 **1** Which of the following events are taking place during the year 1850?

☒ American Express is founded by Henry Wells & William Fargo

☐ Napoleon Bonaparte crosses the Alps and invades Italy

☐ First horse-drawn omnibuses established in London

☐ Kwang-su becomes emperor of China

Question 4 What is the capital of Ireland?

☐ Džibouti

☐ Dhaka

☐ Doha

☒ Dublin

☐ Dili

1

## 3 Usage

### 3.1 Package options

The following options are available for package `automultiplechoice`:

`noshuffle` cancels answers shuffling for all questions.

`noshufflegroups` cancels groups shuffling.

`answers` produces a common corrected answers sheet.

`indivanswers` shows the boxes that corresponds to correct choices on the question sheet.

`box` includes every question in a  $\text{\LaTeX}$  box, so that they can't be cutted on two different pages.

`asbox` does the same for questions in the separate answer sheet.

`separateanswersheet` asks for a separate answer sheet (see section 2.2 for an example). Commands `\AMCformBegin` and `\AMCform` must be used to describe the separate answer sheet (see section 3.6).

`digits` puts digits instead of letters in the boxes, when `separateanswersheet` (or `insidebox`) is used.

`outsidebox` prints boxes labels outside the boxes on the answersheet when `separateanswersheet` is set.

`init` initializes the random generator from time. *This option is only for testing: don't use it for a real exam!*

`completemulti` adds an answer "None of these answers are correct." at the end of each multiple question (question with no, one or several correct answers), so as to make the difference between "I don't know" and "I think none of the answers are correct".

`insidebox` puts a letter (or a digit if `digits` option is used) inside the boxes, even if `separateanswersheet` is not used. The `insidebox` option is implicitly called when using `separateanswersheet`: no need to call it then.

`calibration` asks for logging positions of boxes and markers in the `.xy` file. Without this option, a  $\text{\LaTeX}$  run updates the document but not the `.xy` file.

`nowatermark` cancels the "DRAFT" indications above pages.

`catalog` is used for formatting a catalog of questions, not an exam. Then the question identifiers will be printed.

`keys` defines the way the question identifiers will be printed on the catalog file. With `keys=next` (the default), the question identifiers will be printed next to the questions numbers. With `keys=line`, the question identifiers will be printed on one line before the question text, so that the question will look close to the final result on the exam copies.

`francais` asks for french localisation.

`lang=XX` asks for localisation in `XX` language. At present, only `CA` (Catalan), `DE` (German), `ES` (Spanish), `FR` (French), `IT` (Italian), `JA` (Japanese), `NO` (Norwegian) and `NL` (Dutch) are available.

`plain` cancels `environ` and `etex` automatic loading. The default behaviour is to load `environ` and `etex` packages if available, as they improve `automultiplechoice`. This is not done when `plain` option is set.

`nopage` cancels markers print and page layout definition (see sample in section 2.3).

`automarks` , when used with `separateanswersheet`, cancels markers print on the subject page (they are only shown on the answer sheet pages).

`postcorrect` tells that correct answers won't be given in the LaTeX source. The teacher will fill one answer sheet for AMC to analyse the scan and set correct answers from it.

`fullgroups` cancels the use of the optional parameter of `\insertgroup` and `\copygroup`, so that each group is always fully inserted and fully copied.

`storebox` asks to use `\storebox` instead of `\savebox` to handle ovals (when using oval shape). The package `storebox` will be loaded.

`pdfform` use this option to produce PDF forms. The PDF sheet won't be printed, but filled by each student with a PDF reader. The completed PDF will then be sent to the teacher, and given to AMC for data capture.

See also section 3.8 for a french version of some of these options.

## 3.2 Questions and answers

We make a difference between two kind of multiple choice questions:

- **Simple questions:** there is one and only one correct choices among the proposed choices, *and this is announced to the student*. Thus, the student is asked to check one answer if he thinks this is the good one, and to check none if he has no idea.
- **Multiple questions:** there can be zero, one or several correct choices among the proposed choices. This is also announced to the student (using the `\multiSymbole` sign, with default ♣), so that the student is asked to check all the boxes corresponding to correct choices, and to let unchecked all boxes corresponding to wrong choices.

`question` Simple questions are enclosed in a `{question}{⟨id⟩}` environment, and multiple questions are enclosed in a `{questionmult}{⟨id⟩}` environment. These environments contain the question text, and the proposed choices inside a `choices`-like environment (see next). The `⟨id⟩` argument is a question identifier. Each question must have a unique identifier, different from the other questions identifiers.

```

\begin{question}{everest}
  What is the elevation of Mount Everest?
  \begin{choices}
    \correctchoice{8,848\,m}
    \wrongchoice{8,253\,m}
    \wrongchoice{8,810\,m}
  \end{choices}
\end{question}

```

**Question 1** What is the elevation of Mount Everest?

- ☐ 8,253 m
- ☐ 8,810 m
- ☐ 8,848 m

```

\begin{questionmult}{americas}
  Which contries are in the Americas?
  \begin{choices}
    \correctchoice{Guatemala}
    \correctchoice{Canada}
    \wrongchoice{Switzerland}
    \wrongchoice{Cambodia}
  \end{choices}
\end{questionmult}

```

**Question 2 ♣** Which contries are in the Americas?

- ☐ Cambodia
- ☐ Guatemala
- ☐ Canada
- ☐ Switzerland

\AMCcompleteMulti  
MCnoCompleteMulti

For multiple questions, it is sometimes useful to make the difference between a student who thinks that none of the choices are correct, and a student who did not answer the question. The use of package option `completemulti` can be used in this case: it adds a choice to all multiple questions. Commands `\AMCcompleteMulti` and `\AMCnoCompleteMulti` can also be used to change this behaviour for a single question.

```

\begin{questionmult}{americas}
  \AMCcompleteMulti
  Which contries are in the Americas?
  \begin{choices}
    \correctchoice{Guatemala}
    \correctchoice{Canada}
    \wrongchoice{Switzerland}
    \wrongchoice{Cambodia}
  \end{choices}
\end{questionmult}

```

**Question 1 ♣** Which contries are in the Americas?

- ☐ Guatemala
- ☐ Cambodia
- ☐ Canada
- ☐ Switzerland
- ☐ *None of these answers are correct.*

choices  
choiceshoriz  
choicescustom

Depending on the formatting style for answers, one can choose one of the following ones:

- Environment `choices` is usually chosen for long answers:

```

\begin{questionmult}{latex}
  What are the possible uses of latex?
  \begin{choices}
    \correctchoice{Natural rubber is
      the most important product
      obtained from latex.}
    \correctchoice{Latex from the chicle
      and jelutong trees is used in
      chewing gum.}
    \wrongchoice{Latex is used as a fuel
      for some space launch vehicles.}
  \end{choices}
\end{questionmult}

```

**Question 1 ♣** What are the possible uses of latex?

- ☐ Latex is used as a fuel for some space launch vehicles.
- ☐ Latex from the chicle and jelutong trees is used in chewing gum.
- ☐ Natural rubber is the most important product obtained from latex.

- environment `choiceshoriz` is chosen for short answers:

```

\begin{question}{insect}
  From those animals, which
  is an insect?
  \begin{choiceshoriz}
    \correctchoice{Ant}
    \wrongchoice{Horse}
    \wrongchoice{Turtle}
  \end{choiceshoriz}
\end{question}

```

**Question 1** From those animals, which is an insect?

- ☐ Horse      ☐ Ant      ☐ Turtle

- environment `choicescustom` is provided to customize answers formatting. See 3.9.3 for details.

`\correctchoice`      As you have seen in these examples, the `choices`-like environments contain `\correctchoice{<text>}` and `\wrongchoice`      and `\wrongchoice{<text>}` commands, with the text of the proposed choice as argument.

### 3.3 Scoring

`\scoring`      Scoring strategies can be given in the L<sup>A</sup>T<sub>E</sub>X source. They don't have any impact on the question sheet: they are only transmitted to the analysis software through the `.amc` file. See AMC documentation to write proper commands for your needs. `\scoring{<score>}` can be used inside a question or `questionmult` environment to describe the scoring strategy for the question, or after a `\correctchoice` or `\wrongchoice` command to describe score associated to a particular choice. `\scoringDefaultM{<score>}` and `\scoringDefaultS{<score>}` define default scoring strategies for multiple and simple questions. `\QuestionIndicative` tags a question that is not taken into account to compute the mark – for example, it can be used for a question about the way students have enjoyed the course.

### 3.4 Groups of questions

Several commands are available that allows shuffling questions for each question sheet. They handle groups of questions. These groups will usually contain questions, but can be made of any L<sup>A</sup>T<sub>E</sub>X

content.

`\element` The command `\element{<groupname>}{<content>}` adds element with content `<content>` to the group named `<groupname>`. The command `\shufflegroup{<groupname>}` shuffles elements of group named `<groupname>`. The command `\insertgroup[<n>]{<groupname>}` inserts elements of group `<groupname>` one after one. If optional parameter `<n>` is given, only the first `<n>` elements of the group are inserted in the document. The command `\insertgroupfrom[<n>]{<groupname>}{<i>}` does the same, starting from element at index `<i>` (the first element has index 0).

As an example without questions in groups elements, consider the following code:

```
\element{serie}{ one}
\element{serie}{ two}
\element{serie}{ three}
\element{serie}{ four}
\element{serie}{ five}
Numbers:\insertgroup{serie}.
```

Three numbers from the second (index=1) one:\insertgroupfrom[3]{serie}{1}.

```
\shufflegroup{serie}
Two of them:\insertgroup[2]{serie}.
```

which produces:

Numbers: one two three four five. Three numbers from the second (index=1) one: two three four. Two of them: two four.
---

`\cleargroup` The command `\cleargroup{<groupname>}` clears all the elements of group `<groupname>`, making an empty group. The command `\copygroup[<n>]{<from>}{<to>}` copies the elements of group `<from>` to group `<to>` – if optional parameter `<n>` is given, only the `<n>` first elements are copied. The command `\copygroupfrom[<n>]{<from>}{<to>}{<i>}` does the same, starting from element at index `<i>` (the first element has index 0).

As an example again without questions, consider the following code:

```
\element{digits}{ 1}\element{digits}{ 2}\element{digits}{ 3}
\element{digits}{ 4}\element{digits}{ 5}\element{digits}{ 6}
\element{digits}{ 7}\element{digits}{ 8}\element{digits}{ 9}
\element{letters}{ A}\element{letters}{ B}\element{letters}{ C}
\element{letters}{ D}\element{letters}{ E}\element{letters}{ F}

\shufflegroup{letters}
\cleargroup{mixed}
\copygroupfrom[3]{digits}{mixed}{1}\copygroup[2]{letters}{mixed}
\shufflegroup{mixed}
Three digits from 2 to 4 and two letters:\insertgroup{mixed}.

\shufflegroup{digits}\shufflegroup{letters}
\cleargroup{mixed}
```





For smaller number of digits, the “horizontal” form can be preferred:

```
\AMCcodeGridInt[h]{student}{3}
```

0	1	2	3	4	5	6	7	8	9
0	1	2	3	4	5	6	7	8	9
0	1	2	3	4	5	6	7	8	9

### 3.6 Separate answer sheet

`\AMCformBegin`  
`\AMCform`  
`\MCcleardoublepage`

To produce separate answer sheets as seen in section 2.2,

1. use the `separateanswersheet` package option.
2. use the `\AMCformBegin` command at the beginning of the answer sheet description. This command usually follows a command to get a new page. This command can be the classical `\clearpage` for single-sided question sheets, or the `\AMCcleardoublepage` command, that go to the next odd numbered page, so that the answer sheet is on a separate sheet even when printing in duplex mode.
3. use the `\AMCform` command to insert all boxes for all questions.

See section 2.2 for an example.

### 3.7 Random computation questions

One can use the  $\text{\LaTeX}$  package `fp` to make random computation questions, as can be seen in the following example (don’t forget to load package `fp`):

```
\begin{question}{\simplesum}
  \FPeval\VQa{trunc(1+random*8,0)}
  \FPeval\VQb{trunc(4+random*5,0)}
  \FPeval\VQsum{clip(VQa+VQb)}
  \FPeval\VQnoA{clip(VQa+VQb-1)}
  \FPeval\VQnoB{clip(VQa*VQb)}
  \FPeval\VQnoC{clip(VQa-VQb)}
  How much are \VQa{} plus \VQb{}?
  \begin{choiceshoriz}
    \correctchoice{\VQsum}
    \wrongchoice{\VQnoA}
    \wrongchoice{\VQnoB}
    \wrongchoice{\VQnoC}
  \end{choiceshoriz}
\end{question}
```

<b>Question 1</b>	How much are 2 plus 8?
<input type="checkbox"/> 9	<input checked="" type="checkbox"/> 10
<input type="checkbox"/> 16	<input type="checkbox"/> -6

In this example, `\VQa` and `\VQb` are used to store two random integers (the first between 1 and 8, and the second between 4 and 8). Then `\VQsum` stores the sum of these two integers, and `\VQnoA`, `\VQnoB` and `\VQnoC` are other values that will be used as distractors in the multiple choice question.

`\AMCIntervals`

In some cases, command `\AMCIntervals{⟨x⟩}{⟨x0⟩}{⟨x1⟩}{⟨delta⟩}` from `automultiplechoice` can be useful. It adds a sequence of choices made of intervals  $[x_i, x_i + \delta[$  of length  $\langle delta \rangle$  covering the interval  $[\langle x0 \rangle, \langle x1 \rangle[$ , using `\correctchoice` when  $\langle x \rangle$  lies in the interval, and `\wrongchoice` otherwise.

```

\begin{question}{inf-expo-indep}
  \FPeval\VQa{trunc(2 + random * 4,0)}
  \FPeval\VQb{trunc(6 + random * 5,0)}
  \FPeval\VQr{VQa/(VQa+VQb)}
  Let  $X$  and  $Y$  be two independent random variables, following
  exponential laws with respective parameters  $\VQa$  and  $\VQb$ .
  In which interval lies the probability  $\text{P}[X < Y]$ ?
  \begin{multicols}{5}
    \begin{reponses}[o]
      \AMCIntervals{\VQr}{0}{1}{0.1}
    \end{reponses}
  \end{multicols}
\end{question}

```

### Question 1

Let  $X$  and  $Y$  be two independent random variables, following exponential laws with respective parameters 5 and 8. In which interval lies the probability  $P[X < Y]$ ?

- |                                     |  |                                     |                                     |                                     |
|-------------------------------------|--|-------------------------------------|-------------------------------------|-------------------------------------|
| <input type="checkbox"/> [0, 0.1[   | <input type="checkbox"/> [0.2, 0.3[            | <input type="checkbox"/> [0.4, 0.5[ | <input type="checkbox"/> [0.6, 0.7[ | <input type="checkbox"/> [0.8, 0.9[ |
| <input type="checkbox"/> [0.1, 0.2[ | <input checked="" type="checkbox"/> [0.3, 0.4[ | <input type="checkbox"/> [0.5, 0.6[ | <input type="checkbox"/> [0.7, 0.8[ | <input type="checkbox"/> [0.9, 1[   |

AMCnumericChoices

One can also use the `\AMCnumericChoices` command to ask the student to enter a numerical value as his answer, as in the following example:

```

\begin{questionmultx}{sqrt}
  \FPeval\VQa{trunc(5+random*15,0)}
  \FPeval\VQs{VQa^0.5}

  Compute  $\sqrt{\VQa}$  and round it with two digits after period.

  \AMCnumericChoices{\VQs}{digits=3,decimals=2,sign=true,
    borderwidth=0pt,backgroundcol=lightgray,approx=5}
\end{questionmultx}

```

### Question 2

Compute  $\sqrt{11}$  and round it up to two digits after period.

	<input type="checkbox"/> 0	<input type="checkbox"/> 1	<input type="checkbox"/> 2	<input checked="" type="checkbox"/> 3	<input type="checkbox"/> 4	<input type="checkbox"/> 5	<input type="checkbox"/> 6	<input type="checkbox"/> 7	<input type="checkbox"/> 8	<input type="checkbox"/> 9
	.									
<input checked="" type="checkbox"/> +	<input type="checkbox"/> 0	<input type="checkbox"/> 1	<input type="checkbox"/> 2	<input checked="" type="checkbox"/> 3	<input type="checkbox"/> 4	<input type="checkbox"/> 5	<input type="checkbox"/> 6	<input type="checkbox"/> 7	<input type="checkbox"/> 8	<input type="checkbox"/> 9
<input type="checkbox"/> -	<input type="checkbox"/> 0	<input type="checkbox"/> 1	<input checked="" type="checkbox"/> 2	<input type="checkbox"/> 3	<input type="checkbox"/> 4	<input type="checkbox"/> 5	<input type="checkbox"/> 6	<input type="checkbox"/> 7	<input type="checkbox"/> 8	<input type="checkbox"/> 9

Note the use of `questionmultx` environment: we need this question to be *multiple* as several boxes has to be ticked, but we can't say that *several answers are correct*, so we don't show the ♣.

Available options that can be used in the second argument of the `\AMCnumericChoices` command are the following (*bool* can be `true` or `false`, and *color* must be a color known by the `xcolor` package):

`digits=num` gives the number of digits to request (defaults to 3).

`decimals=num` gives the number of digits after period to request (defaults to 0). Note that when `decimals` is positive, the LaTeX package `fp` must be loaded.

`base=num` gives the base for digits and decimals (defaults to 10).

`significant=bool` if `true`, the numbers to code are the first *significant* digits from the first argument of `\AMCnumericChoices`. For example, the right answer to `\AMCnumericChoices{56945.23}{digits=2,significant=true}` is 57.

`exponent=num` gives the number of digits for the exponent, when requesting to enter the result in scientific notation.

`nozero=bool` if `true`, the choice 0 is removed for all digits. May be useful when `\AMCnumericChoices` is used to get a small ( $< 10$ ) positive value.

`sign=bool` requests (or not) a signed value (default to `true`).

`exposign=bool` requests (or not) a signed value of the exponent (default to `true`).

`strict=bool` if `true`, a box has to be ticked for every digit and for the sign. If `false`, if some digits has no ticked box, they will be set to zero. Defaults to `false`.

`vertical=bool` if `true`, each digit is represented on one raw. If `false` (default), each digit is represented on one line.

`expovertical=bool` if `true`, the mantissa is above the exponent. If `false` (default), the mantissa is beside the exponent.

`reverse=bool` if `true`, place higher values of the digits on the top in vertical mode (defaults to `true`).

`vhead=bool` if `true`, in vertical mode, a header is placed over all digits rows, made using the command `\AMCncontextVHead` that is originally defined as `\def\AMCncontextVHead#1{\emph{b#1}}`. This default value is useful to number the binary digits. Default value is `false`.

`hspace=space` sets the horizontal space between boxes (defaults to `.5em`).

`vspace=space` sets the vertical space between boxes (defaults to `1ex`).

`borderwidth=space` sets the width of the frame around all the boxes (defaults to `1mm`).

`bordercol=color` sets the color of the frame (defaults to `lightgray`).

`backgroundcol=color` sets the background color (defaults to `white`).

`Tsign=text` sets the text to print at the top of the boxes to set the sign (Can also be redefined by `\def\AMCncontextSign{text}`, and defaults to be empty).

**Tpoint**= $\langle text \rangle$  sets the text for the period. Can also be redefined by `\def\AMCdecimalPoint{\langle text \rangle}`, and defaults to `\raisebox{1ex}{\bf .}`.

**Texponent**= $\langle text \rangle$  sets the text before the exponent. Can also be redefined by `\def\AMCexponent{\langle text \rangle}`, and defaults to `\times 10^{\textasciicircum}`.

**scoring**= $\langle bool \rangle$  if **true**, a scoring strategy is given to AMC for this question. Defaults to **true**.

**scoreexact**= $\langle num \rangle$  gives the score for an exact answer (defaults to 2).

**exact**= $\langle num \rangle$  sets the maximal distance to the correct integer value (value without the decimal point) for an answer to be said *exact* and be rewarded to **scoreexact** points (defaults to 0).

**scoreapprox**= $\langle num \rangle$  gives the score for an approximative answer (defaults to 1).

**approx**= $\langle num \rangle$  sets the maximal distance to the correct integer value (value without the decimal point) for an answer to be said *approximative* and be rewarded to **scoreapprox** points (defaults to 0).

**scorewrong**= $\langle num \rangle$  gives the score for a wrong answer (defaults to 0).

**keepas**= $\langle name \rangle$  keeps the value entered by the student in variable  $\{\langle name \rangle\}$ , for future use with *alsocorrect* in another question.

**alsocorrect**= $\langle expression \rangle$  gives another acceptable answer, that can be based on the values entered by the student in the previous questions.

The text added at the end of the questions using `\AMCnumericChoices` when not in the separate answer sheet (and when a separate answer sheet is requested by the `separateanswersheet` package option) can also be set redefining the `\AMCncontextGoto` command, as:

```
\def\AMCncontextGoto{\par{\bf\emph{Please code the answer on
the separate answer sheet.}}}
```

## 3.8 French command names

For backward compatibility, some of `automultiplechoice` commands, environments and package option have their French counterpart. You can always use either the English command or the French equivalent. See table 1 for details.

## 3.9 Customisation

### 3.9.1 Boxes

**\AMCboxStyle** The command `\AMCboxStyle{\langle style \rangle}` can be used to specify the shape, color and dimensions of the boxes to be ticked. The argument  $\langle style \rangle$  is a coma-separated list of  $\langle key \rangle = \langle value \rangle$  pairs, with the following possible  $\langle key \rangle$ s:

**shape** for the shape to be used: either **square** or **oval**. Note that if **oval** is used, the L<sup>A</sup>T<sub>E</sub>X package **tikz** must be loaded.

**width** for the width of the boxes.

type	English	French
command	<code>\namefield</code>	<code>\champnom</code>
environment	<code>choices</code>	<code>reponses</code>
environment	<code>choiceshoriz</code>	<code>reponseshoriz</code>
environment	<code>choicescustom</code>	<code>reponsesperso</code>
command	<code>\correctchoice</code>	<code>\bonne</code>
command	<code>\wrongchoice</code>	<code>\mauvaise</code>
command	<code>\lastchoices</code>	<code>\alafin</code>
command	<code>\AMCIntervals</code>	<code>\choixIntervalles</code>
command	<code>\scoring</code>	<code>\bareme</code>
command	<code>\scoringDefaultM</code>	<code>\baremeDefautM</code>
command	<code>\scoringDefaultS</code>	<code>\baremeDefautS</code>
command	<code>\onecopy</code>	<code>\exemplaire</code>
environment	<code>examcopy</code>	<code>copieexamen</code>
command	<code>\shufflegroup</code>	<code>\melangegroupe</code>
command	<code>\insertgroup</code>	<code>\restituegroupe</code>
command	<code>\AMCform</code>	<code>\formulaire</code>
command	<code>\AMCformBegin</code>	<code>\AMCdebutFormulaire</code>
option	<code>noshuffle</code>	<code>ordre</code>
option	<code>answers</code>	<code>correc</code>
option	<code>indivanswers</code>	<code>correcindiv</code>
option	<code>box</code>	<code>bloc</code>
option	<code>separateanswersheet</code>	<code>ensemble</code>
option	<code>digits</code>	<code>chiffres</code>

Table 1: French equivalent commands

`height` for the height of the boxes.

`size` for the size of the boxes (sets `width` and `height`).

`down` for the length the boxes are to be moved down.

`rule` for the rule width.

`outsidesep` for the distance between the box and the letter when printed outside the box.

`color` for the color (only the box that are to be filled by the students and will be used for data capture). Use something that will be understood by the `xcolor` package.

Default values are `\AMCboxStyle{shape=square,size=2.5ex,down=.4ex,rule=.5pt,outsidesep=.1em,color=black}`

Setting the box color allows to print the boxes with some color that won't disturb too much the data capture (for example red, but some light grey can also be considered).

```
\AMCboxStyle{shape=oval,color=red}
\begin{question}{sum}$2+2={}$
\begin{choiceshoriz}[o]
  \wrongchoice{1}\correctchoice{4}\wrongchoice{10}
\end{choiceshoriz}
```

**Question 1**     $2 + 2 =$

Ⓐ 1            Ⓑ 4            Ⓒ 10

```
\end{question}
```

### 3.9.2 Codes

One may adapt the codes rendering from `\AMCcodeGrid` to one's needs modifying the following lengths:

- `\AMCcodeHspace` is the amount of horizontal space between two columns of digits,
- `\AMCcodeVspace` is the amount of vertical space between two rows of digits,

Default values are `\AMCcodeHspace=.5em` `\AMCcodeVspace=.5em`

### 3.9.3 Answers

Environment `choicescustom` will make use of the three commands `\AMCbeginAnswer` (before the first answer), `\AMCendAnswer` (after the last answer) and `\AMCanswer{<box>}{<text>}` (for each answer) to format the answers. Redefining them properly, some different answers formatting can be achieved. However, this does not seem to work with non-trivial settings...

<pre>\begin{question}{add}   \def\AMCbeginAnswer{\$\Big(\$}   \def\AMCendAnswer{\$\Big)\$}   \def\AMCanswer#1#2{#1 #2\hfill}   2+2=   \begin{choicescustom}     \correctchoice{4}     \wrongchoice{2}     \wrongchoice{3}   \end{choicescustom} \end{question}</pre>	<div style="display: inline-block; border-left: 1px solid black; padding-left: 10px;"> <b>Question 1</b> </div> $2+2= \left( \boxed{4} \quad \boxed{3} \quad \boxed{2} \right)$
--	---

## 4 Implementation

This package uses the following other packages:

```
1 \RequirePackage{xcolor} % \fcolorbox to fill (or not) a box
2 \RequirePackage{fancyhdr} % \pagestyle{empty}
3 \RequirePackage{bophook} % \AtBeginPage
4 \RequirePackage{xkeyval} % \setkeys
5 \RequirePackage{rotating} % \rotatebox
6 \RequirePackage{fancybox} % \boxput
7 \RequirePackage{expl3}
8 \RequirePackage{csvsimple}
9 \RequirePackage{environ}
10 % \end{macrocode}
11 %
12 % First, we read the options that can be given by AMC through the
13 % |jobname-config.tex| file:
14 % \begin{macrocode}
```

```

15 \InputIfFileExists{\jobname-config.tex}%
16 {\message{Loading configuration file...^^J}}{}

\AMC@amclog Informations about questions and choices will be logged to a file with extension amc, to be parsed
\AMCmessage later. Macro \AMC@amclog writes to this file.

17 \newwrite\AMC@logfile
18 \immediate\openout\AMC@logfile=\jobname.amc
19 \def\AMC@amclog#1{\immediate\write\AMC@logfile{#1}}
20 \def\AMCmessage#1{\AMC@amclog{AUTOQCM[#1]^^J}}

\AMC@LR Colours management can be faulty in right-to-left mode: in these situations, we will make use of
\LR from package bidi to get back to left-to-right mode. \AMC@LR is \LR if bidi is loaded.

21 \AtBeginDocument{\ifpackageloaded{bidi}{%
22 \PackageInfo{automultiplechoice}{Package bidi loaded: using LR for boxes.}%
23 \let\AMC@LR=\LR}%
24 {\let\AMC@LR=\relax}}%

```

## 4.1 Variables

Counters and boolean variables defined here are internal and should not be modified by the user.

The package defines the following counters:

`\AMCload@counter` number of choices already loaded for current question.

`\AMCid@quest` current question ID number (see section 4.7).

`\AMCid@etud` current student sheet number.

`\AMCid@etudstart` starting student sheet number of the current `onecopy` bloc.

`\AMCid@check` current page checking number.

`\AMCid@etudfin` last student sheet number for the exam.

`\AMCnum@copies` number of exam sheets to produce.

It also defines the following switches:

`\ifAMC@ordre` if choices are never to be shuffled.

`\ifAMC@shuffleG` if groups shuffling is allowed.

`\ifAMC@fullGroups` if groups are always fully inserted by `\insertgroup` and fully copied by `\copygroup`, irrespective to the optional parameter.

`\ifAMC@correthead` if some correction header is to be printed at the beginning.

`\ifAMC@affichekeys` if questions keys are to be printed.

`\ifAMC@keyline` if questions keys should be printed on a single line before the question text.

`\ifAMC@correc` if correct choices are to be checked on the produced document.

`\ifAMC@qbloc` if questions are to be included in  $\text{\LaTeX}$  boxes (so that they can't be splitted on two different pages).

`\ifAMC@asqbloc` if questions are to be included in  $\text{\LaTeX}$  boxes in the answer sheet (so that they can't be splitted on two different pages).

`\ifAMC@rbloc` if answers are to be included in  $\text{\LaTeX}$  boxes (so that they can't be splitted on two different columns for example).

`\ifAMC@textPos` if questions and answers positions are to be logged.

`\ifAMC@extractOnly` if the PDF is only built to extract questions and answers images.

`\ifAMCcomplete@multi` if a choice "None of these answers are correct." is to be added to every multiple question.

`\ifAMCquestionNumber` if AMC should step up the question number for each new question.

`\ifAMC@calibration` if this  $\text{\LaTeX}$  run is used to get page layouts.

`\ifAMC@plain` if `automultiplechoice` won't try to load useful packages (`etex`, `environ`) that extend `automultiplechoice` capabilities.

`\ifAMCune@bonne` if there is at least one correct answer for the current question.

`\ifAMCtype@multi` if the current question is a multiple question.

`\ifAMC@watermark` if the document is a draft, not to be used for exam.

`\ifAMC@ensemble` if answers are to be given on a separate answers sheet.

`\ifAMC@inside@box` if a letter or digit is to be printed inside all boxes.

`\ifAMC@inside@digit` if digits are to be written inside boxes instead of letters (when using a separate answer sheet for example).

`\ifAMC@outside@box` if labels for boxes are to be printed outside the box on the answer sheet.

`\ifAMCformulaire@dedans` is true for questions inside separate answer sheet.

`\ifAMC@zoneformulaire` is true for codes (made by `\AMCcodeGrid`) inside separate answer sheet.

`\ifAMC@pagelayout` is true if the AMC page layout, with signs for scan analysis, is to be used.

`\ifAMC@postcorrect` corresponds to the use of the `postcorrect` package option.

`\ifAMC@automarks` corresponds to the use of the `automarks` package option.

`\ifAMC@invisible` is true is the DVI/PDF output is not important (used for example for scoring strategy extraction).

`\ifAMC@pdfform` is true if the output is a PDF form. This PDF will not be printed but will be filled by the students with a PDF reader and sent back to the teacher.



```

25 \newcount\AMCload@counter
26 \newcount\AMCid@quest\AMCid@quest=-1
27 \newcount\AMCid@check
28 \newcount\AMCid@etud\AMCid@etud=0
29 \newcount\AMCid@etudstart\AMCid@etudstart=0
30 \newcount\AMCid@etudfin
31 \newcount\AMCnum@copies

32 \newif\ifAMC@ordre\AMC@ordrefalse
33 \newif\ifAMC@shuffle\AMC@shuffleGtrue
34 \newif\ifAMC@fullGroups\AMC@fullGroupsfalse
35 \newif\ifAMC@correthead\AMC@corretheadfalse
36 \newif\ifAMC@affichekeys\AMC@affichekeysfalse
37 \newif\ifAMC@keyline\AMC@keylinefalse
38 \newif\ifAMC@correc\AMC@correcfalse
39 \newif\ifAMC@textPos\AMC@textPosfalse
40 \newif\ifAMC@extractOnly\AMC@extractOnlyfalse
41 \newif\ifAMC@qbloc\AMC@qblocfalse
42 \newif\ifAMC@asqbloc\AMC@asqblocfalse
43 \newif\ifAMC@rbloc\AMC@rblocfalse
44 \newif\ifAMC@complete@multi\AMC@complete@multifalse
45 \newif\ifAMC@questionNumber\AMC@questionNumbertrue
46 \newif\ifAMC@calibration\AMC@calibrationfalse
47 \newif\ifAMC@catalog\AMC@catalogfalse
48 \newif\ifAMC@plain\AMC@plainfalse
49 \newif\ifAMC@bonne
50 \newif\ifAMC@type@multi
51 \newif\ifAMC@watermark\AMC@watermarktrue
52 \newif\ifAMC@inside@box\AMC@inside@boxfalse
53 \newif\ifAMC@outside@box\AMC@outside@boxfalse
54 \newif\ifAMC@ensemble\AMC@ensemblefalse
55 \newif\ifAMC@inside@digit\AMC@inside@digitfalse
56 \newif\ifAMC@formulaire@dedans\AMC@formulaire@dedansfalse
57 \newif\ifAMC@zoneformulaire
58 \newif\ifAMC@pagelayout\AMC@pagelayouttrue
59 \newif\ifAMC@postcorrect\AMC@postcorrectfalse
60 \newif\ifAMC@automarks\AMC@automarksfalse
61 \newif\ifAMC@invisible\AMC@invisiblefalse
62 \newif\ifAMC@pdfform\AMC@pdfformfalse
63 \let\AMCcompleteMulti=\AMCcomplete@multittrue
64 \let\AMCnoCompleteMulti=\AMCcomplete@multifalse

```

\AMCid@name The package also defines command \AMCid@name to be the current question identifier key.

```
65 \def\AMCid@name{}
```

## 4.2 Dimensions

\AMCformVSpace The following dimensions can be modified by the user to adjust questions formatting:

\AMCformHSpace  
\AMCinterIrep \AMCformVSpace is the amount of vertical space between two questions in a separate answer sheet.  
\AMCinterBrep

`\AMCformHSpace` is the amount of horizontal space between two answers boxes in a separate answer sheet.

`\AMCinterIrep` is the amount of vertical space to be added between two answers.

`\AMCinterBrep` is the amount of vertical space between two boxed answers (see `\AMCBoxedAnswers` and `\ifAMC@rbloc`).

`\AMCinterIquest` is the amount of vertical space left after a question, in standard mode (without package option `box`).

`\AMCinterBquest` is the amount of vertical space left after a question, in 'boxed' mode (with package option `box`).

`\AMCpostOquest` is the amount of vertical space left after an open question.

```
66 \newdimen\AMCformVSpace\AMCformVSpace=1.2ex
67 \newdimen\AMCformHSpace\AMCformHSpace=.3em
68 \newdimen\AMCinterIrep\AMCinterIrep=\z@
69 \newdimen\AMCinterBrep\AMCinterBrep=.5ex
70 \newdimen\AMCinterIquest\AMCinterIquest=\z@
71 \newdimen\AMCinterBquest\AMCinterBquest=3ex
72 \newdimen\AMCpostOquest\AMCpostOquest=7mm
```

### 4.3 Human readable sheet ID position

`\AMCidsPosition` The position of the human readable sheet ID, near the corresponding binary boxes, is set with the `\AMCidsPosition` command, in the form `\AMCidsPosition{pos=<position>,width=<width>,height=<height>}`, where *<position>* is one of *side* (default), *top* and *none*, *<width>* is the width of the box enclosing the ID (default value is 4cm), and *<height>* is the height of the box enclosing the ID (default value is 3ex).

```
73 \newif\ifAMCids@top
74 \newif\ifAMCids@side
75 \newdimen\AMCids@width
76 \newdimen\AMCids@height
77 \define@choicekey*{AMCids}{pos}[\AMCidsVar\AMCidsVarN]{none,top,side}{%
78   \ifcase\AMCidsVarN\relax
79     \AMCids@topfalse\AMCids@sidefalse
80   \or
81     \AMCids@toptrue\AMCids@sidefalse
82   \or
83     \AMCids@topfalse\AMCids@sidetrue
84   \fi
85 }
86 \define@key{AMCids}{width}{\AMCids@width=#1}
87 \define@key{AMCids}{height}{\AMCids@height=#1}
88 \def\AMCidsPosition#1{\setkeys{AMCids}{#1}}
89 \AMCidsPosition{pos=side,width=4cm,height=3ex}
```

## 4.4 Localisation

In this section, some localised strings or commands are defined, for English, French and Spanish languages.

`\AMCtext` To modify these texts, you can use command `\AMCtext`. For example, `\AMCtext{draft}{\langle text \rangle}` sets the text to be printed behind each page of a draft exam.

```
90 \def\AMCtext#1#2{\expandafter\def\csname AMC@loc@#1\endcsname{#2}}
91 \def\AMClocalized#1{\csname AMC@loc@#1\endcsname}
```

### 4.4.1 English

Text indicating draft exams:

```
92 \def\AMC@loc@draft{DRAFT}
```

Message at page bottom when compiled out of AMC gui:

```
93 \def\AMC@loc@message{For your examination, preferably print
94 documents compiled from auto-multiple-choice.}
```

Announcing a question in a separate sheet (parameter #1 is the question number):

```
95 \def\AMC@loc@qf#1{\textbf{Question #1:}}
```

Announcing a question (parameter #1 is the question number and parameter #2 can be the multiple question symbol, or be empty):

```
96 \def\AMC@loc@q#1#2{\textbf{Question #1} #2}
```

Headers for corrected version and catalog:

```
97 \def\AMC@loc@corrected{Corrected}
98 \def\AMC@loc@catalog{Catalog}
```

Localization text for Explanation

```
99 \def\AMC@loc@explain{\textit{\textbf{Explanation: }}}}
```

Last choice added at the end for multiple questions when option `completemulti` is used:

```
100 \def\AMC@loc@none{None of these answers are correct.}
```

Word for 'question', singular and plural forms:

```
101 \def\AMC@loc@question{question}
102 \def\AMC@loc@questions{questions}
```

Default text to write in the students' name box:

```
103 \def\AMC@loc@namesurname{Name and surname:}
```

### 4.4.2 Catalan

Catalan localisation is called with option `lang=CA`.

```
104 \def\AMC@loc@CA{
105   \def\AMC@loc@draft{PROJECTE}
106   \def\AMC@loc@message{Pel vostre examen, imprimiu preferiblement
107     els documents compilats amb l'ajuda de auto-multiple-choice.}
108   \def\AMC@loc@qf##1{\textbf{Pregunta ##1 :}}
109   \def\AMC@loc@q##1##2{\textbf{Pregunta ##1} ##2}
110   \def\AMC@loc@corrected{Correcci\`o}
```

```

111 \def\AMC@loc@catalog{Cat\‘aleg}
112 \def\AMC@loc@explain{\textit{\textbf{Explicaci\‘o : }}}
113 \def\AMC@loc@none{Cap de les respostes \‘es correcte.}
114 \def\AMC@loc@question{pregunta}
115 \def\AMC@loc@questions{preguntes}
116 \def\AMC@loc@namesurname{Nom i cognoms:}
117 }

```

#### 4.4.3 Dutch

Dutch localisation is called with option `lang=NL`.

```

118 \def\AMC@loc@NL{
119   \def\AMC@loc@draft{Ontwerp}
120   \def\AMC@loc@message{Gebruik bij uw proefwerk bij voorkeur die
121     documenten welke door auto-multiple-choice zijn aangemaakt.}
122   \def\AMC@loc@qf##1{\textbf{Vraag ##1 :}}
123   \def\AMC@loc@q##1##2{\textbf{Vraag ##1} ##2}
124   \def\AMC@loc@corrected{Correctie}
125   \def\AMC@loc@catalog{Catalogus}
126   \def\AMC@loc@none{Geen van de antwoorden is juist.}
127   \def\AMC@loc@question{vraag}
128   \def\AMC@loc@questions{vragen}
129   \def\AMC@loc@namesurname{Achternaam en voornaam:}
130 }

```

#### 4.4.4 French

French localisation is called with option `francais`, or `lang=FR`.

```

131 \def\AMC@loc@FR{
132   \def\AMC@loc@draft{PROJET}
133   \def\AMC@loc@message{Pour votre examen, imprimez de pr\‘ef\‘erence
134     les documents compil\‘es \‘a l’aide de auto-multiple-choice.}
135   \def\AMC@loc@qf##1{\textbf{Question ##1 :}}
136   \def\AMC@loc@q##1##2{\textbf{Question ##1} ##2}
137   \def\AMC@loc@corrected{Correction}
138   \def\AMC@loc@catalog{Catalogue}
139   \def\AMC@loc@explain{\textit{\textbf{Explication : }}}
140   \def\AMC@loc@none{Aucune de ces r\‘eponses n’est correcte.}
141   \def\AMC@loc@question{question}
142   \def\AMC@loc@questions{questions}
143   \def\AMC@loc@namesurname{Nom et pr\‘enom :}
144 }

```

#### 4.4.5 German

German localisation is called with option `lang=DE`.

```

145 \def\AMC@loc@DE{
146   \def\AMC@loc@draft{ENTWURF}
147   \def\AMC@loc@message{Benutzen Sie f\“ur Ihre Pr\“ufung bevorzugt Dokumente die mit

```

```

148   auto-multiple-choice erstellt wurden.}
149 \def\AMC@loc@qf##1{\textbf{Frage ##1 :}}
150 \def\AMC@loc@q##1##2{\textbf{Frage ##1} ##2}
151 \def\AMC@loc@corrected{Korrektur}
152 \def\AMC@loc@catalog{Katalog}
153 \def\AMC@loc@explain{\textit{\textbf{Erkl\"arung : }}}
154 \def\AMC@loc@none{Keine dieser Antworten ist korrekt.}
155 \def\AMC@loc@question{Frage}
156 \def\AMC@loc@questions{Fragen}
157 \def\AMC@loc@namesurname{Vor- und Nachname:}
158 }

```

#### 4.4.6 Italian

Italian localisation is called with option `lang=IT`.

```

159 \def\AMC@loc@IT{
160   \def\AMC@loc@draft{BOZZA}
161   \def\AMC@loc@message{Per l'esame, \textit{e} preferibile stampare i documenti
162     a partire da auto-multiple-choice.}
163   \def\AMC@loc@qf##1{\textbf{Domanda ##1:}}
164   \def\AMC@loc@q##1##2{\textbf{Domanda ##1} ##2}
165   \def\AMC@loc@corrected{Correzione}
166   \def\AMC@loc@catalog{Catalogo}
167   \def\AMC@loc@none{Nessuna risposta \textit{e} giusta.}
168   \def\AMC@loc@question{domanda}
169   \def\AMC@loc@questions{domande}
170   \def\AMC@loc@namesurname{Nome e cognome:}
171 }

```

#### 4.4.7 Norwegian

Norwegian localisation is called with option `lang=NO`.

```

172 \def\AMC@loc@NO{
173   \def\AMC@loc@draft{UTKAST}
174   \def\AMC@loc@message{Det anbefales {\aa} skrive ut dokumentet
175     for gjennomgang \direkte fra auto-multiple-choice.}
176   \def\AMC@loc@qf##1{\textbf{Oppgave ##1 :}}
177   \def\AMC@loc@q##1##2{\textbf{Oppgave ##1} ##2}
178   \def\AMC@loc@corrected{Rettet}
179   \def\AMC@loc@catalog{Katalog}
180   \def\AMC@loc@none{Ingen svar er riktige.}
181   \def\AMC@loc@question{oppgave}
182   \def\AMC@loc@questions{oppgave}
183   \def\AMC@loc@namesurname{Etternavn og fornavn:}
184 }

```

#### 4.4.8 Portuguese

Portuguese localisation is called with option `lang=PT`.



#### 4.4.11 Other languages

Other languages can be integrated to automultiplechoice package upon request to the author.

### 4.5 Interaction with other packages

#### 4.5.1 cleveref

For references to questions:

```
223 \AtBeginDocument{\@ifpackageloaded{cleveref}{%
224   \message{AMC/cleveref integration loaded^^J}%
225   \creffalias{AMCquestionaff}{question}%
226   \crefname{question}{\AMC@loc@question}{\AMC@loc@questions}%
227 }{}}%
```

### 4.6 Random

#### 4.6.1 Random pseudo-generator

The package uses the pseudo-random bit generator from *TuGBoat* 1994, vol 15:1:

```
228 \ifx\AMC@SR\undefined\newcount\AMC@SR\fi
229 \providecommand\AMC@SRconst{2097152}
230 \providecommand\AMC@SRset[1]{\global\AMC@SR#1 \ignorespaces}
231 \providecommand\AMC@SRadvance{%
232   \begingroup%
233   \ifnum\AMC@SR<\AMC@SRconst\relax\AMC@SR@count\z@%
234   \ifodd\AMC@SR\advance\AMC@SR@count\@ne\fi%
235   \global\divide\AMC@SR\tw@%
236   \ifodd\AMC@SR@count\global\advance\AMC@SR\AMC@SRconst\relax\fi%
237   \endgroup}
238 \providecommand\AMC@SRbit{\AMC@SRadvance\ifodd\AMC@SR1\else0\fi}
239 \providecommand\AMC@SRtest[2]{\AMC@SRadvance%
240   \ifodd\AMC@SR#2\else#1\fi\ignorespaces}
241 \providecommand\AMC@SRvalue{\number\AMC@SR}
```

`\AMCrandomseed` The seed of this generator is set to 1515, but another value can be given using the command `\AMCrandomseed{<seed>}`.

```
242 \AMC@SRset{1515}
243 \def\AMCrandomseed#1{\AMC@SRset{#1}}
```

#### 4.6.2 Uniform random deviates

`\AMC@SRnextByte` This generator is used to build first a 20-bit uniform integer generator (macro `\AMC@SRnextByte`).  
`\AMC@SRmax` Then, using modulo, a (nearly) uniform generator on  $\{0, \dots, n-1\}$  is built: command `\AMC@SRmax{n}` puts in `\AMC@SR@count` the random deviate.

```
244 \newcount\AMC@SR@count
245 \def\AMC@SR@time{\AMC@SRset{\time}}
246 \newcount\AMC@SRnum
247 \def\AMC@SRnextByte{\AMC@SRnum=\z@%
248   \AMC@SR@count=20%
```

```

249 \loop\multiply\AMC@SRnum\tw%
250 \AMC@SRtest{\advance\AMC@SRnum\@ne}{}%
251 \ifnum\AMC@SR@count>\@ne\advance\AMC@SR@count\m@ne\repeat%
252 }
253 \newcommand\AMC@SRmax[1]{\AMC@SRnextByte%
254 \AMC@SR@count=\AMC@SRnum%
255 \divide\AMC@SR@count by #1\relax%
256 \multiply\AMC@SR@count by #1\relax%
257 \advance\AMC@SRnum by -\AMC@SR@count%
258 }

```

### 4.6.3 Tokens shuffling

`\AMCsw@p` The package defines the macro `\AMCsw@p` to swap the values of two token registers given as parameters.  
`\AMC@shuffletoks`

After defining  $n$  token registers `\foo@i`, `\foo@ii`, `\foo@iii`, `\foo@iv` and so on, you can shuffle them using `\AMC@shuffletoks[⟨a⟩]{⟨n⟩}{⟨foo⟩}`. With optional argument  $\langle a \rangle$ , registers are shuffled from number  $\langle a \rangle$  to  $\langle n \rangle$  (default value for  $\langle a \rangle$  is 1).

```

259 \newcount\AMC@sti
260 \newcount\AMC@stil
261 \newtoks\AMCsw@p@
262 \newcommand\AMCsw@p[2]{%
263 \global\AMCsw@p@=#1%
264 \global#1=#2%
265 \global#2=\AMCsw@p@}
266 \newcommand{\AMC@shuffletoks}[3][\@ne]{%
267 \AMC@sti=#2\relax%
268 \AMC@stil=#2\relax%
269 \advance\AMC@stil\@ne%
270 \advance\AMC@stil -#1\relax%
271 \@whilenum\AMC@sti>#1\do{%
272 \AMC@SRmax{\AMC@stil}\advance\AMC@SRnum #1\relax%
273 \AMCsw@p{\csname #3\romannumeral\AMC@SRnum\endcsname}%
274 {\csname #3\romannumeral\AMC@sti\endcsname}%
275 \advance\AMC@sti\m@ne\relax%
276 \advance\AMC@stil\m@ne\relax%
277 }}

```

## 4.7 Keys numbering

`\AMC@unnumero` This package allocates a unique integer ID to each question key from the questionnaire. The  
`\AMC@affected` counter `\AMC@numerotation` keeps track of the number of keys which already had an ID. Command `\AMC@definitnumero{⟨n⟩}{key}` allocates ID  $n$  to the key `key`. Command `\AMC@prepare{key}` looks if an ID had already been associated to `key`, and, if not, makes a new ID allocation for `key`. Command `\AMC@unnumero{key}` returns the ID associated with `key` (creating one if necessary). Command `\AMC@affected{key}{\cnt}` give to counter `\cnt` the value of the ID associated to `key` (creating one if necessary).

```

278 \newcount\AMC@numerotation\AMC@numerotation=\z@%
279 \def\AMC@definitnumero#1#2{\AMC@amclog{AUTOQCM[ $\text{NUM}=\text{#1}=\text{#2}$ ]^^J}}%

```



```

280 \expandafter\global\expandafter\def\csname AMC@numtab@#2\endcsname{#1}}
281 \def\AMC@prepare#1{\expandafter\ifx\csname AMC@numtab@#1\endcsname\relax%
282 \global\advance\AMC@numerotation\@ne%
283 \expandafter\AMC@definitnumero\expandafter{\the\AMC@numerotation}{#1}\fi}
284 \def\AMC@unnumero#1{\AMC@prepare{#1}\csname AMC@numtab@#1\endcsname}
285 \def\AMC@affecte#1#2{\AMC@prepare{#1}\global#2=\csname AMC@numtab@#1\endcsname}

```

## 4.8 Boxes

### 4.8.1 Character logging

`\AMC@logchar` The command `\AMC@logchar{<char>}{<key>}` logs the character written in the box referenced as `<key>` in the .cs file. This is used in catalog mode, to get understandable references to answers from the statistics tables of the ODS export.

```

286 \def\AMC@logchar#1#2{%
287 \protected@write\AMC@CSFILE{}{%
288 \string\answer%
289 {\the\AMCid@etud/\thepage:#2}%
290 {#1}}%
291 }

```

### 4.8.2 Position logging

`\AMC@tracebox` Command `\AMC@tracebox{<trace>}{<key>}{<content>}` makes a L<sup>A</sup>T<sub>E</sub>X box around `<content>`, and, if `<trace>` is not empty, logs to the .xy file informations to be able to compute exact location of this box on the page, attached to the box identification `<key>`.

Command `\AMC@pagepos` logs page and page size informations at the beginning of each page.

```

292 \def\AMC@shapename@{\ifAMC@invisible none\else\AMC@shapename\fi}
293 \def\AMC@tracepos#1#2{%
294 \ifAMC@calibration\ifx\@empty#1\@empty\else%
295 \pdfsavepos\protected@write\AMC@XYFILE{}{%
296 \string\tracepos%
297 {\the\AMCid@etud/\thepage:#2}%
298 {\noexpand\number\pdflastxpos sp}%
299 {\noexpand\number\pdflastypos sp}%
300 {\AMC@shapename}}%
301 \fi\fi}
302 \def\AMC@traceposx#1#2{%
303 \ifAMC@calibration\ifx\@empty#1\@empty\else%
304 \pdfsavepos\protected@write\AMC@XYFILE{}{%
305 \string\tracepos%
306 {\the\AMCid@etud/\thepage:#2}%
307 {\noexpand\number\pdflastxpos sp}%
308 {0sp}%
309 {\AMC@shapename}}%
310 \fi\fi}
311 \def\AMC@traceposy#1#2{%
312 \ifAMC@calibration\ifx\@empty#1\@empty\else%
313 \pdfsavepos\protected@write\AMC@XYFILE{}{%

```

```

314 \string\tracepos%
315 {\the\AMCid@etud/\thepage:#2}%
316 {0sp}%
317 {\noexpand\number\pdflastypos sp}%
318 {\AMC@shapename}}}%
319 \fi\fi}
320 \newcommand\AMC@tracebox[3]{%
321 \vbox{\AMC@traceposy{#1}{#2}%
322 \hbox{\AMC@traceposx{#1}{#2}#3\AMC@traceposx{#1}{#2}}}%
323 \AMC@traceposy{#1}{#2}}}%
324 \def\AMC@pagepos{%
325 \ifAMC@calibration\protected@write\AMC@XYFILE{}{%
326 \string\page%
327 {\the\AMCid@etud/\thepage/\the\AMCid@check}%
328 {\the\paperwidth}{\the\paperheight}%
329 {\the\pdfpagewidth}{\the\pdfpageheight}}\fi}

```

`\AMCdontScan` The commands `\AMCdontScan` and `\AMCdontAnnotate` write into the xy file instructions related to the current question.

```

330 \newcommand{\AMCdontScan}{\ifAMC@calibration\immediate\write\AMC@XYFILE{\string\dontscan{\the\AMCid@etud,\th
331 \newcommand{\AMCdontAnnotate}{\ifAMC@calibration\immediate\write\AMC@XYFILE{\string\dontannotate{\the\AMCid@
332 %

```

`\AMC@tracechar` The macro `\AMC@tracechar{<char>}{<unused>}{<trace>}{<key>}` is used to log (for further processing with AMC), into to .xy file, the character used to identify the box.

```

333 \newcommand\AMC@tracechar[4]{%
334 \ifAMC@calibration\ifx\@empty#3\@empty\else%
335 \protected@write\AMC@XYFILE{}{%
336 \string\boxchar{\the\AMCid@etud/\thepage:#4}{#1}%
337 }%
338 \fi\fi%
339 }

```

`amcxyfile` The following lines defines an environment to use a particular file for positions outputs. This is used mainly for documentation or testing.

```

340 \newwrite\AMC@XYspecial
341 \newwrite\AMC@tmpXY
342 \newenvironment{amcxyfile}[1]{%
343 \openout\AMC@XYspecial#1%
344 \let\AMC@tmpXY=\AMC@XYFILE%
345 \let\AMC@XYFILE=\AMC@XYspecial%
346 }{\let\AMC@XYFILE=\AMC@tmpXY\closeout\AMC@XYspecial}

```

`\namefield` The `\namefield{<name field content>}` is a simple call to `\AMC@tracebox`:

```

347 \newcommand{\namefield}[1]{\AMC@tracebox{1}{nom}{#1}}

```

It is used to enclose the page region where students are to write their names, so as to retrieve it easily from the scans.

`\namefielddots` The command `\namefielddots` can be used to fill a line with dots (printed sheets) or use a text field in PDF forms:

```

348 \newcommand{\namefielddots}{%
349   \noindent%
350   \ifAMC@pdfform%
351     \hspace*{\fill}%
352     \TextField[name={\the\AMCid@etud:namefield},width=.95\linewidth,bordercolor=0 0 0]{}%
353     \hspace*{\fill}
354   \else%
355     \dotfill
356   \fi%
357 }

```

As an example,

```

\namefield{\fbox{%
  \begin{minipage}{5cm}
    Name:

    \vspace*{.5cm}
    \namefielddots
    \vspace{2mm}
  \end{minipage}}}

```

produces the following box:

Name:  
  
 .....

and outputs information about the position of the box in the `.xy` file, as seen in section 5.1.

### 4.8.3 Boxes to be checked by students

`\AMC@answerBox@` There are two styles for boxes to be checked by the students. The first one is an empty box, printed beside the answer. The second is a box with a character in it. It is mainly used when answers are to be given on a separate answer sheet.


These boxes can be drawn using command `\AMC@answerBox@{<char>}{<answer>}{<trace>}{<key>}`: `<char>` is the character to print inside the box, `<trace>` is non-empty if you want to log the box position in the `.xy` file, `<key>` is the box identification, and `<answer>` is an answer to be written in the box (or `\AMC@checkedbox` for filling the box).

Depending on the required shape for the boxes, the corresponding

`\AMC@shape@xxx{<char>}{<answer>}{<trace>}{<key>}`

command is used.

- `\AMC@answerBox@{K}{}{1}{test}` produce the box K, writing the lines in the `.xy` file shown in section 5.2.

- `\AMC@answerBox@{K}{\AMC@checkedbox}{}}{}` produces 
- `\AMC@answerBox@{}{8}{}}{}` produces 8
- `\AMC@answerBox@{K}{8}{1}{testb}` produces 8 with `\AMC@boxStyle{shape=oval,color=red}`

```

358 \def\AMC@checkedbox{}
359 \let\AMC@new@savebox=\newsavebox
360 \let\AMC@save@box=\savebox
361 \let\AMC@use@box=\usebox
362 \newif\ifAMC@draw@cross

```

The `\AMC@smashcentered{<text>}` command shows the `<text>` centered at point.

```

363 \newbox\AMC@smashbox
364 \newdimen\AMC@smashboxheight
365 \newcommand{\AMC@smashcentered}[1]{%
366   \setbox\AMC@smashbox\hbox{#1}%
367   \AMC@smashboxheight=\ht\AMC@smashbox%
368   \advance\AMC@smashboxheight by \dp\AMC@smashbox%
369   \vfuzz=\AMC@smashboxheight\hfuzz=\wd\AMC@smashbox%
370   \hspace*{-.5\wd\AMC@smashbox}\hbox to .5\wd\AMC@smashbox{%
371     \vbox to 0pt{%
372       \vspace*{-.5\AMC@smashboxheight}\vbox to .5\AMC@smashboxheight{%
373         \box\AMC@smashbox}}}%
374 }%

```

`\AMC@setcolors@{<trace>}{<answer>}` sets colours `\AMC@boxcolor@` and `\AMC@fillcolor@` according to its arguments. It also sets the `\ifAMC@draw@cross` switch if AMC should draw a cross instead of filling the box.

```

375 \newcommand\AMC@setcolors@[2]{%
376   \def\AMC@boxcolor@{\AMC@boxcolor}%
377   \ifx\@empty#1\@empty \def\AMC@boxcolor@{black}\fi%
378   \ifAMC@correc\def\AMC@boxcolor@{black}\fi%
379   \def\AMC@fillcolor@{\ifx #2\AMC@checkedbox%
380     \AMC@boxcolor@\else white\fi}%
381   \AMC@draw@crossfalse%
382   \ifKV@AMC@dim@cross\ifx #2\AMC@checkedbox%
383     \AMC@draw@crosstrue\fi\fi%
384 }
385 \newcommand\AMC@answerBox@[4]{%
386   \ifAMC@catalog%
387     \AMC@logchar{#1}{#4}%
388   \fi%
389   \AMC@LR{\hspace{0pt}%
390     \lower\AMC@boxeddown\hbox{\csname AMC@shape@\AMC@shapename@\endcsname%
391       {\AMC@choiceLabelFormat{#1}{#2}{#3}{#4}}}%
392 }
393 \newcommand\AMC@shapeprepare@square{}
394 \newcommand\AMC@shape@square[4]{%
395   \fboxsep=\z@\fboxrule=\AMC@boxedrule%
396   \AMC@setcolors@{#3}{#2}%

```

```

397 \ifKV@AMCdim@cross\def\AMC@fillcolor@{white}\fi%
398 \fcolorbox{\AMC@boxcolor@}{\AMC@fillcolor@}%
399 {%
400   \boxput*(0,0){%
401     \ifAMC@draw@cross\AMC@crosschar\fi%
402   }{%
403     \vbox to \AMC@boxedheight{%
404       \AMC@tracepos{#3}{#4}%
405       \vfill%
406       \hbox to \AMC@boxedwidth{\hfill%
407         \AMC@smashcentered{\textcolor{\AMC@boxcolor@}{#1}}%
408         \AMC@smashcentered{#2}%
409         \hfill}\vfill}}%
410     \AMC@tracepos{#3}{#4}}%
411 }

\AMC@makeovalbox{<trace>}{<answer>}{<box>} prepares an oval frame in the LATEX box <box>.

412 \newcommand\AMC@makeovalbox[3]{%
413   \AMC@setcolors@{#1}{#2}%
414   \ifKV@AMCdim@cross\def\AMC@fillcolor@{white}\fi%
415   \AMC@save@box{#3}{%
416     \begin{tikzpicture}%
417       \useasboundingbox (-0.5\AMC@boxedwidth-0.5\AMC@boxedrule,0.5\AMC@boxedheight+0.5\AMC@boxedrule)
418       rectangle (0.5\AMC@boxedwidth+0.5\AMC@boxedrule,-0.5\AMC@boxedheight-0.5\AMC@boxedrule);
419       \draw[\AMC@boxcolor@,fill=\AMC@fillcolor@,line width=\AMC@boxedrule,rounded corners=\AMC@oval@radius]
420       (-0.5\AMC@boxedwidth,0.5\AMC@boxedheight)
421       rectangle (0.5\AMC@boxedwidth,-0.5\AMC@boxedheight);
422       \ifAMC@draw@cross
423         \draw[\AMC@boxcolor@,line width=\AMC@crossrule]
424         (-0.5\AMC@boxedwidth,0.5\AMC@boxedheight) -- (0.5\AMC@boxedwidth,-0.5\AMC@boxedheight)
425         (0.5\AMC@boxedwidth,0.5\AMC@boxedheight) -- (-0.5\AMC@boxedwidth,-0.5\AMC@boxedheight);
426       \fi
427     \end{tikzpicture}}%
428 }

429 \newcommand\AMC@shapeprepare@oval{%
430   \ifx\AMC@ovalbox@R\undefined\else%
431     \AMC@makeovalbox{1}{\AMC@ovalbox@R}%
432     \AMC@makeovalbox{1}{\AMC@checkedbox}{\AMC@ovalbox@RF}%
433     \AMC@makeovalbox{}{\AMC@ovalbox@}%
434     \AMC@makeovalbox{}{\AMC@checkedbox}{\AMC@ovalbox@F}%
435   \fi%
436 }

437 \newcommand\AMC@shape@oval[4]{%
438   \AMC@setcolors@{#3}{#2}%
439   \AMC@tracebox{#3}{#4}{\boxput*(0,0){%
440     \AMC@smashcentered{\textcolor{\AMC@boxcolor@}{#1}}%
441     \AMC@smashcentered{#2}%
442   }{%
443     \ifx\@empty#3\@empty%
444       \ifx #2\AMC@checkedbox%
445         \AMC@use@box{\AMC@ovalbox@F}%

```

```

446         \else%
447         \AMC@use@box{\AMC@ovalbox@}%
448         \fi%
449     \else%
450         \ifx #2\AMC@checkbox%
451         \AMC@use@box{\AMC@ovalbox@RF}%
452         \else%
453         \AMC@use@box{\AMC@ovalbox@R}%
454         \fi%
455     \fi%
456 }}%
457 }
458 \newcommand\AMC@shapeprepare@form{}
459 \newcommand\AMC@shape@form@base[5]{%
460     \ifx #2\AMC@checkbox%
461     \def\AMC@shape@form@ticked{true}%
462     \else%
463     \def\AMC@shape@form@ticked{false}%
464     \fi%
465     \AMC@tracebox{#3}{#4}{%
466         \CheckBox[checked=\AMC@shape@form@ticked,%
467             checkboxsymbol=\ding{110},name={#5},%
468             bordercolor=0 0 0,%
469             width=\AMC@boxedwidth,height=\AMC@boxedheight]{}{}%
470     }%
471 }
472 \newcommand\AMC@shape@form[4]{%
473     \AMC@shape@form@base{#1}{#2}{#3}{#4}{\the\AMCid@etud:#4}%
474 }
475 \newcommand\AMC@shapeprepare@none{}
476 \newcommand\AMC@shape@none[4]{ #1 }

```

**\AMC@answerBox** Command \AMC@answerBox is the same as \AMC@answerBox@, but if  $\langle char \rangle$  is empty, it is replaced by an arabic or alphabetical counter, depending on the use of the `digits` package option.

**\AMCchoiceLabel** To use another way to label the choices boxes, the user can redefine the \AMCchoiceLabel macro, which takes as argument the name of the counter used to number the choices. One can for example use \def\AMCchoiceLabel#1{\alph{#1}} to ask for lowercase letters.

**\AMCchoiceLabelFormat** To write these labels with another font, size, or so, the user can redefine the \AMCchoiceLabelFormat macro, which takes as argument the label. One can for example get sans serif bold labels with \def\AMCchoiceLabelFormat#1{{\textsf{\textsf{#1}}}}.

```

477 \def\AMCchoiceLabel#1{%
478     \ifAMC@inside@digit\arabic{#1}%
479     \else\Alph{#1}\fi%
480 }
481 \def\AMCchoiceLabelFormat#1{#1}
482 \newcounter{AMC@ncase}
483 \setcounter{AMC@ncase}{0}
484 \newcommand\AMC@answerBox[4]{%
485     \AMC@answerBox@{\ifx@empty#1\@empty%
486         \AMCchoiceLabel{AMC@ncase}%

```

```
487 \else #1\fi}{#2}{#3}{#4}}
```

`\AMCboxStyle` The dimensions of these box are managed by `\AMCboxDimensions{<sizes>}`, where `<sizes>` is a comma separated list of `<name>=<dimension>` constructs. Here, `<name>` can be `size` for the box size, `rule` for the box rule width, `down` for moving the box down, `color` for the box color and `outsidesep` for the distance between the box and the letter (when outside the box).

The `<color>` value given to `color` is a color that should be defined for the `xcolor` package. This color is used only in the case the box will be used for data capture: it is not used on the corrected answer sheet (`answers` or `indivanswers` package option), and not used on the subject part of an exam with a separate answer sheet (`separateanswersheet` package option).

The `\AMCboxColor{<color>}` command is defined as an alias to `\AMCboxStyle{color=<color>}`, and `\AMCboxDimensions` as an alias to `\AMCboxStyle`, for backward compatibility.

```
488 \newlength\AMC@boxedrule
489 \newlength\AMC@crossrule
490 \newlength\AMC@boxeddown
491 \newlength\AMC@boxedwidth
492 \newlength\AMC@boxedheight
493 \newlength\AMC@oval@radius
494 \newlength\AMC@outside@sep
495 \define@choicekey{AMCdim}{shape}{square,oval,form,none}{\def\AMC@shapename{#1}}
496 \define@key{AMCdim}{size}{\AMC@boxedwidth=#1\AMC@boxedheight=#1}
497 \define@key{AMCdim}{height}{\AMC@boxedheight=#1}
498 \define@key{AMCdim}{width}{\AMC@boxedwidth=#1}
499 \define@key{AMCdim}{rule}{\AMC@boxedrule=#1}
500 \define@key{AMCdim}{outsidesep}{\AMC@outside@sep=#1}
501 \define@key{AMCdim}{down}{\AMC@boxeddown=#1}
502 \define@key{AMCdim}{color}{\def\AMC@boxcolor{#1}}
503 \define@boolkey{AMCdim}{cross}[false]{}
504 \define@key{AMCdim}{crosschar}{\textbf{\textsf{X}}}{\def\AMC@crosschar{#1}}
505 \define@key{AMCdim}{crossrule}[1.5pt]{\AMC@crossrule=#1}
506 \def\AMC@shapeprepare{\csname AMC@shapeprepare@\AMC@shapename@ \endcsname}
507 \def\AMCboxStyle#1{%
508   \setkeys{AMCdim}{#1}%
509   \ifnum\AMC@boxedwidth<\AMC@boxedheight%
510     \AMC@oval@radius=\AMC@boxedwidth\divide\AMC@oval@radius\tw@%
511   \else%
512     \AMC@oval@radius=\AMC@boxedheight\divide\AMC@oval@radius\tw@%
513   \fi%
514   \AMC@shapeprepare%
515 }
516 \AMCboxStyle{shape=square,size=2.5ex,down=.4ex,rule=.5pt,outsidesep=.1em,color=black,cross,crosschar,crossrule}
517 \newcommand\AMCboxColor[1]{\AMCboxStyle{color=#1}}
518 \let\AMCboxDimensions=\AMCboxStyle
```

`\AMCboxOutsideLetter` Command `\AMC@box{<char>}{<answer>}` prints a box with character `<char>` inside, showing answer `<answer>` (`\AMC@checkbox` to get a filled box), using global variables to identify the box (question and choice).

`\AMC@formBox@` It calls `\AMC@formBox@{<char>}{<answer>}{<trace>}{<key>}` to actually render the box.

`\AMC@formBox@` Command `\AMC@formBox` simply sets the first argument when empty before calling `\AMC@formBox@`.

The command `\AMCboxOutsideLetter{<box>}{<char>}` is called to print the box *and* the character *<char>* outside (and next to) it. The character is formatted using `\AMCoutsideLabelFormat` first: if you need bold characters, redefine it with `\def\AMCoutsideLabelFormat#1{\textbf{#1}}`

`\AMC@keyBox@` is used instead of `\AMCformBox@` when the text that corresponds to the answer is the letter/character inside the box itself (see `\AMCcodeGrid` and `\AMCnumericChoices`).

```

519 \def\AMCoutsideLabelFormat#1{#1}
520 \newcommand\AMCboxOutsideLetter[2]{#1\nobreak\hspace{.1em}\AMCoutsideLabelFormat{#2}}
521 \newif\ifAMC@printformoutside%
522 \newcommand\ifAMC@printformoutside{%
523   \AMC@printformoutside@false%
524   \ifAMC@ensemble\ifAMC@outside@box%
525     \ifAMC@formulaire@dedans\AMC@printformoutside@true\fi%
526     \ifAMC@zoneformulaire\AMC@printformoutside@true\fi%
527   \fi\fi%
528   \ifAMC@printformoutside%
529 }
530 \newcommand\AMC@formBox@[4]{%
531   \ifAMC@printformoutside% letter to be written outside the box
532     \AMCboxOutsideLetter{\AMC@answerBox@}{#2}{#3}{#4}{#1}%
533   \else%
534     \AMC@answerBox@{#1}{#2}{#3}{#4}%
535   \fi%
536   \AMC@tracechar{#1}{#2}{#3}{#4}%
537 }
538 \newif\ifAMC@printkeyoutside%
539 \newcommand\ifAMC@printkeyoutside{%
540   \AMC@printkeyoutside@false%
541   \ifAMC@ensemble%
542     \ifAMC@outside@box\AMC@printkeyoutside@true\fi%
543   \else%
544     \ifAMC@inside@box\else\AMC@printkeyoutside@true\fi%
545   \fi%
546   \ifAMC@printkeyoutside%
547 }
548 \newcommand\AMC@keyBox@[4]{%
549   \ifAMC@printkeyoutside%
550     \AMCboxOutsideLetter{\AMC@answerBox@}{#2}{#3}{#4}{#1}%
551   \else%
552     \AMC@answerBox@{#1}{#2}{#3}{#4}%
553   \fi%
554   \AMC@tracechar{#1}{#2}{#3}{#4}%
555 }
556 \newcommand\AMC@formBox[4]{%
557   \AMC@formBox@{\ifx\@empty#1\@empty%
558     \AMCchoiceLabel{AMC@ncase}%
559     \else #1\fi}{#2}{#3}{#4}%
560 }
561 \newcommand{\AMC@box}[2]{%
562   \ifAMC@ensemble%
563     \ifAMC@zoneformulaire% for codes inside form sheet

```



```

564 \protect\AMC@formBox{#1}{#2}{1}{case:\AMCid@name:\the\AMCid@quest,\the\AMCrep@count}%
565 \else%
566 \ifAMCformulaire@dedans% for answer boxes inside form sheet
567 \protect\AMC@formBox{#1}{#2}{1}{case:\AMCid@name:\the\AMCid@quest,\the\AMCrep@count}%
568 \else% outside form sheet: not to be read during data capture
569 \AMC@formBox{#1}{#2}{1}{casequestion:\AMCid@name:\the\AMCid@quest,\the\AMCrep@count}%
570 \fi\fi%
571 \else% no separate sheet for answers: always read
572 \ifAMC@inside@box%
573 \AMC@formBox{#1}{#2}{1}{case:\AMCid@name:\the\AMCid@quest,\the\AMCrep@count}%
574 \else%
575 \AMC@formBox@{}{#2}{1}{case:\AMCid@name:\the\AMCid@quest,\the\AMCrep@count}%
576 \fi%
577 \fi%
578 }

```

#### 4.8.4 Scoring zones

`\AMCscoreZone` The source file can define zones that will be used to print scores when annotating the completed answer sheets. The command `\AMCscoreZone{<zone>}` logs these zones positions on the page.

```

579 \newif\ifAMCsz@logged\AMCsz@loggedfalse
580 \newcommand{\AMCscoreZone}[1]{%
581 \ifAMC@ensemble%
582 \ifAMCformulaire@dedans%
583 \AMC@tracebox{1}{score::\the\AMCid@quest,-1}{#1}%
584 \else%
585 \AMC@tracebox{1}{scorequestion::\the\AMCid@quest,-1}{#1}%
586 \fi%
587 \else%
588 \AMC@tracebox{1}{score::\the\AMCid@quest,-1}{#1}%
589 \fi%
590 \ifAMCsz@logged\else%
591 \AMC@amclog{AUTOQCM[VAR:scorezones=1]^^J}%
592 \global\AMCsz@loggedtrue%
593 \fi%
594 }

```

#### 4.8.5 Binary boxes

The package prints on each page some boxes that code (like binary digits) student sheet number, page number and a check number, so as to be read easily from scans after exam.

`\AMCid@checkmax` The check number is just decreased each page. Its maximum value is `\AMCid@checkmax`. The number of binary digits used to print student sheet number, page and check number are `\AMC@NCBetud`, `\AMC@NCBpage` and `\AMC@NCBcheck`. The number of the first page is `\AMC@premierecopie`.

`\AMC@NCBcheck` The length of zone reserved for binary boxes is `\AMC@CBtaille`.

```

595 \def\AMCid@checkmax{60}
596 \def\AMC@NCBetud{12}
597 \def\AMC@NCBpage{6}

```

```

598 \def\AMC@NCBcheck{6}
599 \newlength{\AMC@CBtaille}\setlength{\AMC@CBtaille}{5cm}
600 \def\AMC@premierecopie{1}

```

`\AMC@binaryCode` The command `\AMC@binaryCode{<options>}{<n>}` prints boxes to represent the number  $\langle n \rangle$  in its binary form. Options from `<options>` include:

`ndigits=<ndigits>` for the number of digits to be shown.

`id=<id>` for an ID of the number role (1 for the student number, 2 for the page number, 3 for the checking value).

`hsep=<hsep>` for the space between boxes.

`style=<style>` for some box style options.

`\AMCbin@one` and `\AMCbin@zero` print individual digit-boxes.

For example, `\AMC@binaryCode{ndigits=12}{367}` shows  $367 = 000101101111_2$  using 12 boxes:



```

601 \newtoks\AMCbin@sequence
602 \newcount\AMCbin@number
603 \newcount\AMCbin@digit
604 \newcount\AMCbin@id
605 \newcount\AMCbin@did
606 \newcount\AMCbin@ndigits
607 \newdimen\AMCbin@hsep
608 \define@key{AMCbin}{ndigits}{\AMCbin@ndigits=#1}
609 \define@key{AMCbin}{id}{\AMCbin@id=#1}
610 \define@key{AMCbin}{hsep}{\AMCbin@hsep=#1}
611 \define@key{AMCbin}{style}[]{\def\AMCbin@style{#1}}
612 \def\AMCbin@one{%
613   \ifnum\AMCbin@did>\z@%
614     \hspace{\AMCbin@hsep}%
615     \fi%
616   \advance\AMCbin@did\@ne%
617   \ifnum\AMCbin@id>0%
618     \AMC@answerBox@{}{\AMC@checkbox}{1}{chiffre:\the\AMCbin@id,\the\AMCbin@did}%
619     \else%
620     \AMC@answerBox@{}{\AMC@checkbox}{1}{}%
621     \fi}
622 \def\AMCbin@zero{%
623   \ifnum\AMCbin@did>\z@%
624     \hspace{\AMCbin@hsep}%
625     \fi%
626   \advance\AMCbin@did\@ne%
627   \ifnum\AMCbin@id>0%
628     \AMC@answerBox@{}{}{1}{chiffre:\the\AMCbin@id,\the\AMCbin@did}%
629     \else%
630     \AMC@answerBox@{}{}{1}{}%

```

```

631 \fi}
632 \newcommand{\AMC@binaryCode}[2]{%
633 \setkeys{AMCbin}{ndigits=1,hsep=0pt,style}\setkeys{AMCbin}{#1}%
634 \AMCbin@did=\z@%
635 {\AMCboxDimensions{shape=square,size=.32cm,down=0pt,rule=.2pt,cross=false}\expandafter\AMCboxDimensions\expandafter\AMCbin@digit=\z@%
636 \AMCbin@digit=\z@%
637 \loop%
638 \ifnum\AMCbin@number>\z@%
639 \advance\AMCbin@digit\@ne%
640 \ifodd\AMCbin@number\AMCbin@sequence=\expandafter{\expandafter\AMCbin@one\the\AMCbin@sequence}%
641 \else\AMCbin@sequence=\expandafter{\expandafter\AMCbin@zero\the\AMCbin@sequence}\fi%
642 \divide\AMCbin@number\tw@%
643 \repeat%
644 \loop\relax%
645 \ifnum\AMCbin@digit<\AMCbin@ndigits\advance\AMCbin@digit\@ne%
646 \AMCbin@sequence=\expandafter{\expandafter\AMCbin@zero\the\AMCbin@sequence}\repeat%
647 \the\AMCbin@sequence%
648 \ifnum\AMCbin@digit>\AMCbin@ndigits\PackageError{automultiplechoice}{Too low AMC@NCB value (got \the\AMCbin@digit)}{}
649 }}

```

The commands `\AMCbin@begin` and `\AMC@binaryBoxes` are now unused and are defined for backward compatibility.

```

650 \def\AMCbin@begin#1{\setkeys{AMCbin}{id=#1}}
651 \newcommand{\AMC@binaryBoxes}[2][1]{%
652 \AMC@binaryCode{ndigits=#1}{#2}%
653 }

```

## 4.9 Checking Environment

`\AMCcurrentenv` Sets the current environment as document.

```

654 \def\AMCcurrentenv{document}

```

`\AMCif@env` Checks for the current environment.

```

655 \def\AMCif@env#1{
656 \def\AMC@tempenv{#1}%
657 \ifx\AMC@tempenv\AMCcurrentenv
658 \expandafter\@firstoftwo
659 \else
660 \expandafter\@secondoftwo
661 \fi
662 }

```

## 4.10 Handling groups of questions

The package allows to handle groups of questions, so as to be able to shuffle them before printing them to the sheets.

`\nouveaugroupe` Command `\nouveaugroupe{<group-name>}{<n>}` creates a new (empty) group with name `<group-name>` (argument `<n>` is present only for compatibility reasons and is ignored). Command `\element{<group-name>}{<text>}`

adds to group  $\langle group-name \rangle$  a new element that contains  $\langle text \rangle$ .  $\langle text \rangle$  can be a **question** environment, or two successive **questions** to be kept together, or anything else. Calling command `\nouveaugroupe` is not compulsory, as `\element` calls it if necessary.

```

663 \newcount\AMCtok@k
664 \newcount\AMCtok@max
665 \newcount\AMCtok@size
666 \newcommand{\nouveaugroupe}[2]{%
667   \expandafter\ifx\csname #1@k\endcsname\relax%
668     \expandafter\newcount\csname #1@k\endcsname%
669     \expandafter\newcount\csname AMC#1@j\endcsname%
670     \csname #1@k\endcsname=\z@\relax%
671     \csname AMC#1@j\endcsname=\z@\relax%
672     \setgroupmode{#1}{\AMCdefault@groupmode}%
673   \fi%
674 }
675 \newcommand\AMC@prepare@element[1]{%
676   \nouveaugroupe{#1}{}%
677   \global\advance\csname #1@k\endcsname\@ne\relax%
678   \AMCtok@k=\csname #1@k\endcsname%
679   \expandafter\ifx\csname #1@\romannumeral\AMCtok@k\endcsname\relax%
680     \expandafter\newtoks\csname #1@\romannumeral\AMCtok@k\endcsname\fi%
681 }
682 \newcommand{\element}[2]{%
683   \AMC@prepare@element{#1}%
684   \global\csname #1@\romannumeral\AMCtok@k\endcsname={#2}%
685 }

```

`\setgroupmode` Command `\setgroupmode{ $\langle group-name \rangle$ }{ $\langle mode \rangle$ }` sets the group mode to  $\langle mode \rangle$  for group  $\langle group-name \rangle$ . This mode setup the behaviour of `\insertgroup` and `\copygroup` for this group:

1. With mode **fixed**, group's elements will be taken from the beginning.
2. With mode **cyclic**, the elements will be taken from the group following the last call group's use, recycling if necessary.
3. Mode **withreplacement** is the same as **fixed**, but the group is shuffled before each use.
4. Mode **withoutreplacement** is like **cyclic**, adding some shuffling when coming back to the beginning of the group.

The command `\setdefaultgroupmode{ $\langle mode \rangle$ }` sets the group mode to be used for the following created groups (a group is created at the first `\element{ $\langle group \rangle$ }` call). When no `\setdefaultgroupmode` is used, **fixed** is the default mode.

```

686 \def\AMCdefault@groupmode{fixed}
687 \newcommand{\setdefaultgroupmode}[1]{\def\AMCdefault@groupmode{#1}}
688 \newcommand{\setgroupmode}[2]{%
689   \expandafter\ifx\csname AMCgrouppre@#2\endcsname\relax%
690     \PackageError{automultiplechoice}{Unknown group mode for #1 : #2}%
691     {You asked to set group '#1' mode to '#2',
692      but '#2' is not a valid group mode}%

```

```

693 \else%
694 \expandafter\global\expandafter\def\csname AMC#1@mode\endcsname{#2}%
695 \fi%
696 }

```

The functions `\AMCgrouppre@xxx{<group-name>}{<n>}{<i>}` are called before using  $\langle n \rangle$  elements from group  $\langle group-name \rangle$  starting from index  $\langle i \rangle$  (negative value for  $\langle i \rangle$  stands for the current value of the group index), either with `\insertgroup` or `\copygroup`.

For mode **fixed**, the group index is set to  $\langle i \rangle$ , or 0 if  $\langle i \rangle$  is negative (take elements from the beginning).

```

697 \newcommand{\AMCgrouppre@fixed}[3]{%
698 \ifnum#3<\z@%
699 \csname AMC#1@j\endcsname=\z@%
700 \else%
701 \csname AMC#1@j\endcsname=#3%
702 \fi%
703 }

```

For mode **withreplacement**, the group is shuffled and the group index is set to  $\langle i \rangle$  or 0 (take elements from the beginning) if negative.

```

704 \newcommand{\AMCgrouppre@withreplacement}[3]{%
705 \ifnum#3<\z@%
706 \csname AMC#1@j\endcsname=\z@%
707 \else%
708 \csname AMC#1@j\endcsname=#3%
709 \fi%
710 \shufflegroup{#1}%
711 }

```

For mode **withoutreplacement**, the group index is set to  $\langle i \rangle$ , or left unchanged if  $\langle i \rangle$  is negative. If there is not enough elements left in the group, the elements before the index and the elements after the index are shuffled.

```

712 \newcount\AMC@imax
713 \newcommand{\AMCgrouppre@withoutreplacement}[3]{%
714 \ifnum#3<\z@%
715 \else%
716 \csname AMC#1@j\endcsname=#3%
717 \fi%
718 \ifnum\AMCtok@ik=\AMCloop@k%
719 \AMCtok@ik=\z@%
720 \fi%
721 \ifnum\AMCtok@ik=\z@%
722 \shufflegroup{#1}%
723 \else%
724 \AMC@imax=\AMCloop@k%
725 \advance\AMC@imax -#2\relax%
726 \ifnum\AMCtok@ik>\AMC@imax%
727 \shufflegroupslice{#1}{\@ne}{\AMCtok@ik}%
728 \ifnum\AMCtok@ik<\AMCloop@k%
729 \advance\AMCtok@ik\@ne%
730 \shufflegroupslice{#1}{\AMCtok@ik}{\AMCloop@k}%

```

```

731     \fi%
732     \fi%
733     \fi%
734 }

```

For mode **cyclic**, nothing has to be done, except setting the group index if non-negative.

```

735 \newcommand{\AMCgrouppre@cyclic}[3]{%
736     \ifnum#3<\z{%
737         \else%
738         \csname AMC#1@j\endcsname=#3%
739         \fi%
740 }

```

The function `\AMCgroup@pre{<mode>}{<group-name>}{<n>}{<i>}` calls the right `\AMCgrouppre@xxx` command.

```

741 \newcommand{\AMCgroup@pre}[4]{%
742     \csname AMCgrouppre@#1\endcsname{#2}{#3}{#4}%
743 }

```

`\shufflegroup` Command `\shufflegroup{<group-name>}` shuffles the elements of group `<group-name>`, and  
`\insertgroup` `\shufflegroupslice{<group-name>}{<a>}{<b>}` shuffles elements `<a>` to `<b>` from group `<group-name>`.  
`\insertgroupfrom` It can be called at each student sheet in order to get different student sheets and avoid cheating.

Command `\insertgroup[<n>]{<groupname>}` inserts all the elements of group `<groupname>`, or only the first `<n>` elements if `<n>` is given. `\insertgroupfrom[<n>]{<groupname>}{<i>}` inserts all the elements of group `<groupname>` starting from index `<i>` (the index of the first element is 0), or only the first `<n>` elements if `<n>` is given.

```

744 \newcommand{\shufflegroup}[1]{%
745     \ifAMC@shuffleG{\AMC@shuffletoks{\number\csname #1@k\endcsname}{#1@}}\fi%
746 }
747 \newcommand{\shufflegroupslice}[3]{%
748     \ifAMC@shuffleG{\AMC@shuffletoks[#2]{#3}{#1@}}\fi%
749 }
750 \newcount\AMCtok@ik
751 \newcount\AMCloop@k
752 \newcommand{\AMCgrouploop@prep}[3]{%
753     \AMCtok@size=#1\relax%
754     \ifAMC@fullGroups\AMCtok@size=\z@\fi%
755     \ifnum\AMCtok@size<\@ne%
756         \AMCtok@size=\csname #2@k\endcsname%
757         \fi%
758         \AMCtok@ik=\csname AMC#2@j\endcsname%
759         \AMCloop@k=\csname #2@k\endcsname%
760         \expandafter\ifx\csname AMC#2@mode\endcsname\relax%
761             \PackageError{automultiplechoice}{No group mode for #2}%
762             {No mode has been defined for group '#2'. This should not occur...}%
763         \fi%
764         \AMCgroup@pre{\csname AMC#2@mode\endcsname}{#2}{\the\AMCtok@size}{#3}%
765     }
766 \newcommand{\AMCgrouploop@next}[1]{%
767     \global\advance\csname AMC#1@j\endcsname\@ne\relax%

```

```

768 \expandafter\ifnum\csname AMC#1@j\endcsname>\AMCloop@k\relax%
769 \global\csname AMC#1@j\endcsname=\@ne%
770 \fi%
771 \AMCtok@ik=\csname AMC#1@j\endcsname%
772 \advance\AMCtok@size\m@ne%
773 }
774 \newcommand{\insertgroupfrom}[3][0]{%
775 \AMCgrouploop@prep{#1}{#2}{#3}%
776 {\loop%
777 \AMCgrouploop@next{#2}%
778 {\the\csname #2@\romannumeral\AMCtok@ik\endcsname}%
779 \ifnum\AMCtok@size>\z@\repeat}%
780 }
781 \newcommand{\insertgroup}[2][0]{%
782 \insertgroupfrom[#1]{#2}{-1}%
783 }

```

`\cleargroup` The commands `\cleargroup` and `\copygroup` can also be used to make more complex questions combinations in the exams, allowing for example to ask the package to shuffle 3 questions taken at random from group `groupa` and 5 questions taken at random from group `groupb`.

`\cleargroup{<group>}` clears the group `<group>`, ereasing all of its elements.

`\copygroup[<n>]{<from>}{<to>}` copies `<n>` elements from group `<from>` to group `<to>`. If optional parameter `<n>` is not given, all the questions from group `<from>` are copied. `\copygroupfrom[<n>]{<from>}{<to>}{<i>}` copies `<n>` elements from group `<from>` to group `<to>`, starting from element at index `<i>` (the index of the first element is 0). If optional parameter `<n>` is not given, all the questions from group `<from>` are copied.

See section 3.4 for an illustration for these commands.

```

784 \newcommand{\cleargroup}[1]{%
785 \nouveau groupe{#1}{}%
786 \csname #1@k\endcsname=\z@\relax%
787 \csname AMC#1@j\endcsname=\z@\relax%
788 }
789 \newcommand{\copygroupfrom}[4][0]{%
790 \AMCgrouploop@prep{#1}{#2}{#4}%
791 {\loop%
792 \AMCgrouploop@next{#2}%
793 \AMC@prepare@element{#3}%
794 \global\csname #3@\romannumeral\AMCtok@k\endcsname=\csname #2@\romannumeral\AMCtok@ik\endcsname%
795 \ifnum\AMCtok@size>\z@\repeat}%
796 }
797 \newcommand{\copygroup}[3][0]{%
798 \copygroupfrom[#1]{#2}{#3}{-1}%
799 }

```

## 4.11 Questions

To manage multiple choice questions, first set some counters and token registers to handle answers. Token registers `\reponse@i`, `\reponse@ii` and so on will be used for answers – we restrict the number of answers of a single questions to `\AMCload@counter = 199`.

```

800 \newcount\AMCrep@count
801 \AMCload@counter=199
802 \@whilenum\AMCload@counter>0\do{%
803   \expandafter\newtoks\csname reponse@\romannumeral\AMCload@counter\endcsname%
804   \advance\AMCload@counter\m@ne%
805 }

```

`\AMCload@reponse` Command `\AMCload@reponse{<n>}{<text>}` will be used to add answer number `<n>` with text `<text>` (`<text>` will include the box to be ticked and all the layout commands) to the set of answers (in a token register `\reponse@xxx` – counter `\AMCload@counter` keeps track of the number of answers), in order to shuffle them when all answers will be loaded.

When answers are not to be shuffled, command `\AMCrien@deux{<n>}{<text>}` will be used instead, only printing `<text>`.

```

806 \newcommand\AMCload@reponse[2]{%
807   \global\advance\AMCload@counter\@ne\relax%
808   \global\csname reponse@\romannumeral\AMCload@counter\endcsname%
809   =\expandafter{\expandafter\AMCrep@count\expandafter=#2 #1}%
810 }
811 \newcommand\AMCrien@deux[2]{#1}

```

`\shuffle@it` After loading all answers, commands `\shuffle@it` will be used to shuffle them, and `\AMCdump@reponses` to print them.

```

812 \def\shuffle@it{\AMC@shuffletoks{\number\AMCload@counter}{reponse@}}
813 \newcount\AMCnum@questions
814 \newcommand\AMCdump@reponses{%
815   \global\AMCnum@questions=\AMCload@counter%
816   \@whilenum\AMCload@counter>0\do{%
817     \the\csname reponse@\romannumeral\AMCload@counter\endcsname%
818     \advance\AMCload@counter\m@ne}}

```

#### 4.11.1 Managing answers

`\lastchoices` Command `\AMCrep@init{<mode>}` is called for each question before reading answers. `<mode>` is `r` for suffled answers, and `o` if answers are not to be shuffled. It sets the number of answers counter to zero, and calls `\AMCrep@o` or `\AMCrep@r` depending on `<mode>`. These commands sets `\AMCload@@reponse` and `\AMCrep@fini` that will be called for each answer and after the last answer respectively, depending on `<mode>`:

- If `<mode>=r`, `\AMCload@@reponse` is `\AMCload@reponse` (loads answer to token register) and `\AMCrep@fini` calls `\shuffle@it` and `\AMCdump@reponses`;
- If `<mode>=o`, `\AMCload@@reponse` is `\AMCrien@deux` (prints answer directly) and `\AMCrep@fini` does nothing.

Command `\lastchoices` is called before giving answers that are to be printed at the end (even when shuffling answers). It closes the answers list calling `\AMCrep@fini` and opens another one in ordered mode. Note that it also saves the value of `\AMCrep@count`, which is the number of the current answer among all answers given in the subject source for the current question.



Command `\AMC@fin@rep` is to be called after the last answer: it adds a “None of these answers are correct.” answer if necessary (package option `completemulti`) with answer number zero, and calls `\AMCrep@fini`.

```

819 \newcommand\AMCrep@init[1]{%
820   \ifAMC@ordre\AMCrep@o\else%
821     \csname AMCrep@#1\endcsname\fi\AMCload@counter=\z@}
822 \newcommand\AMCrep@o{%
823   \def\AMCload@@reponse{\AMCrien@deux}\def\AMCrep@fini{}}
824 \newcommand\AMCrep@r{%
825   \def\AMCload@@reponse{\AMCload@reponse}%
826   \def\AMCrep@fini{\shuffle@it\AMCdump@reponses}}
827 \newcount\AMCrep@@count
828 \newcommand\lastchoices{%
829   \AMCrep@@count=\AMCrep@count%
830   \AMCrep@fini\AMCrep@init{o}%
831   \AMCrep@count=\AMCrep@@count}
832 \newcommand\@aucune{\emph{\AMC@loc@none}}
833 \newcommand\AMC@fin@rep{%
834   \ifAMCcomplete@multi\ifAMCtype@multi%
835     \lastchoices\AMCrep@count=-1%
836     \ifAMC@bonne\wrongchoice{\@aucune}\else%
837       \ifAMC@postcorrect\wrongchoice{\@aucune}\else\correctchoice{\@aucune}\fi%
838     \fi\fi\fi\AMCrep@fini}

```

#### 4.11.2 Separate answer sheet

This package needs some memory to print questions/answers boxes again on a separate answer sheet.

`\AMCformQuestion` First define commands that will announce questions and answers on the separate answer sheet (these commands can be modified by the user): `\AMCformQuestion{<number>}` is responsible for announcing question, and `\AMCformAnswer{<box>}` is responsible for printing the box to be ticked, given as argument `<box>`.

Commands `\AMCformQuestionA` and `\AMCformAnswerA` set up counter `\AMC@ncase` value before calling their counterparts.

```

839 \def\AMCformBeforeQuestion{\vspace{\AMCformVSpace}\par}
840 \def\AMCformAfterQuestion{\ifAMC@asqbloc\egroup\fi}
841 \def\AMCformQuestion#1{\AMC@loc@qf{#1}}
842 \def\AMCformQuestionN{\AMCformQuestion{\AMC@qaff}}
843 \def\AMCformQuestionA{%
844   \setcounter{AMC@ncase}{0}%
845   \AMCformBeforeQuestion%
846   \ifAMC@asqbloc\vbox\bgroup\fi%
847   \ifx\@empty\AMC@sza@callout\@empty\else%
848     \csname\AMC@sza@callout\endcsname%
849   \fi%
850   \AMCformQuestionN%
851   \ifx\@empty\AMC@sza@callin\@empty\else%
852     \csname\AMC@sza@callin\endcsname%

```

```

853 \fi%
854 }
855 \def\AMCformAnswer#1{\hspace{\AMCformHSpace} #1}
856 \def\AMCformAnswerA#1{\addtocounter{AMCncase}{1}\AMCformAnswer{#1}}

```

`\AMC@mem@add@ifneeded` These are commands to manage memory for separate answer sheet. `\AMC@mem@add@ifneeded{<code>}` adds `<code>` to this memory. `\AMC@mem@answer{<code>}` adds to memory answer code `<code>`, and `\AMCformBegin` `\AMCform` `\AMC@mem@openQuestion` adds to memory question code to announce current question.

`\AMCformS` The command `\AMCformBegin` defines the beginning of the separate answer sheet for the current student sheet, and `\AMCform` prints the whole memory: questions and answers boxes.

`\AMCformS` is a `\AMCform` variant that does not clear the list of answer boxes. It can be used to make the same exact subject for all students, displaying the questions before (outside) `onecopy`, so that `onecopy` contains only the answer sheet.

```

857 \ExplSyntaxOn
858
859 \prg_set_conditional:Nnn \amc_if_separate_question: { p , T } {
860   \ifAMC@ensemble
861     \ifAMC@zoneformulaire
862       \prg_return_false:
863     \else
864       \prg_return_true:
865     \fi
866   \else
867     \prg_return_false:
868   \fi
869 }
870 \cs_new_eq:NN \AMC@if@separate@question \amc_if_separate_question:T
871
872 \int_new:N \amc_memory_elts_count
873
874 \cs_new:Nn \amc_clear_memory: { \int_gzero:N \amc_memory_elts_count }
875 \cs_new_eq:NN \AMC@mem@clear \amc_clear_memory:
876
877 \cs_new:Npn \amc_memory_elt_i:n #1 {
878   amc_memory_elts_ \int_to_alph:n { #1 }
879 }
880 \cs_new:Nn \amc_memory_current_elt: {
881   \amc_memory_elt_i:n \amc_memory_elts_count
882 }
883 \cs_new:Npn \amc_memory_vars_i:n #1 {
884   amc_memory_vars_ \int_to_alph:n { #1 }
885 }
886 \cs_new:Nn \amc_memory_current_vars: {
887   \amc_memory_vars_i:n \amc_memory_elts_count
888 }
889
890 \cs_new:Nn \amc_add_memory_elt: {
891   \int_gincr:N \amc_memory_elts_count

```

```

892 \tl_gclear_new:c { \amc_memory_current_elt: }
893 \tl_gclear_new:c { \amc_memory_current_vars: }
894 }
895 \cs_new_eq:NN \AMC@mem@next \amc_add_memory_elt:
896
897 \cs_new:Npn \amc_add_to_memory:n #1 {
898   \tl_gput_right:cn { \amc_memory_current_elt: } { #1 }
899 }
900 \cs_new_eq:NN \AMC@mem@add \amc_add_to_memory:n
901
902 \cs_new:Npn \amc_add_to_vars:n #1 {
903   \tl_gput_right:cn { \amc_memory_current_vars: } { #1 }
904 }
905 \cs_new_eq:NN \AMC@mem@addvar \amc_add_to_vars:n
906
907 \cs_new:Npn \amc_add_qidaffname:nnn #1#2#3 {
908   \amc_add_to_vars:n {\AMCid@quest=#1\setcounter{AMCquestionaff}{#2}%
909     \global\def\AMCid@name{#3}}
910 }
911 \cs_generate_variant:Nn \amc_add_qidaffname:nnn { xxx }
912 \cs_new_eq:NN \AMC@mem@qidaffname \amc_add_qidaffname:xxx
913
914 \cs_new:Npn \amc_mem_elt_cat:n #1 {
915   \amc_add_to_vars:n { \def\AMCmem@elt@cat{ #1 } }
916 }
917 \cs_generate_variant:Nn \amc_mem_elt_cat:n { x }
918 \cs_new_eq:NN \AMC@mem@category \amc_mem_elt_cat:x
919
920 \cs_new:Npn \amc_add_aid:n #1 {
921   \amc_add_to_memory:n {\AMCrep@count=#1}
922 }
923 \cs_generate_variant:Nn \amc_add_aid:n { x }
924 \cs_new_eq:NN \AMC@mem@aid \amc_add_aid:x
925
926 \cs_new:Npn \amc_if_category_is_p:n #1 {
927   \str_if_eq_p:on { \AMCmem@elt@cat } { #1 }
928 }
929 \cs_new:Npn \amc_use_memory:n #1 {
930   \int_step_inline:nnnn { 1 } { 1 } \amc_memory_elts_count {
931     \def\AMCmem@elt@cat{ plain }
932     \tl_use:c { \amc_memory_vars_i:n { ##1 } }
933     \bool_if:nTF { #1 } {
934       \tl_use:c { \amc_memory_elt_i:n { ##1 } }
935     } { }
936   }
937 }
938 \cs_new:Nn \amc_use_memory: { \amc_use_memory:n { \c_true_bool } }
939 \cs_new_eq:NN \AMC@mem@show \amc_use_memory:
940 \cs_new_eq:NN \AMC@mem@show@filter \amc_use_memory:n
941 \cs_new_eq:NN \AMCifcategory \amc_if_category_is_p:n

```

```

942
943 \ExplSyntaxOff
944 \newcommand\AMC@mem@add@ifneeded[1]{%
945   \AMC@if@separate@question{%
946     \AMC@mem@add{#1}%
947   }%
948 }
949 \newcommand\AMC@mem@addsingle@ifneeded[2]{%
950   \AMC@if@separate@question{%
951     \AMC@mem@next%
952     \AMC@mem@category{#2}%
953     \AMC@mem@add{#1}%
954   }%
955 }
956 \newcommand\AMC@mem@answer[1]{%
957   \addtocounter{AMC@ncase}{1}%
958   \AMC@if@separate@question{%
959     \AMC@mem@aid{\the\AMC@rep@count}%
960     \AMC@mem@add{\AMCformAnswerA{#1}}%
961   }%
962 }
963 \newcommand\AMC@mem@openQuestion{%
964   \AMC@if@separate@question{%
965     \AMC@mem@next%
966     \AMC@mem@qidaffname{\the\AMCid@quest}{\arabic{AMCquestionaff}}{\AMCid@name}%
967     \AMC@mem@add{\AMCformQuestionA}%
968   }%
969 }
970 \def\AMCformBegin{%
971   \AMC@zoneformulairetrue\setcounter{section}{0}%
972   \ifAMC@ensemble\ifAMC@automarks\pagestyle{AMCpageFull}\fi\fi%
973 }
974 \newcommand\AMCform{%
975   \ifAMC@ensemble\AMCformulaire@dedanstrue%
976     \AMC@mem@show%
977   \fi}
978 \newcommand\AMCformFilter[1]{%
979   \ifAMC@ensemble\AMCformulaire@dedanstrue%
980     \AMC@mem@show@filter{#1}%
981   \fi}
982 \newif\ifAMC@keepmemory
983 \newcommand\AMCforms{%
984   \ifAMC@ensemble\AMCformulaire@dedanstrue%
985     \AMC@amclog{AUTOQCM[BR=0]^^J}\AMC@mem@show%
986     \AMC@keepmemorytrue%
987   \fi}

```

\AMCsection The \AMCsection and \AMCsubsection commands issue their standard counterparts (\section  
\AMCsubsection and \subsection with the same argument, both in the subject *and* in the separate answer sheet.  
988 \newcommand{\AMCsectionNumbered}[1]{%

```

989 \section{#1}\AMC@mem@addsingle@ifneeded{\section{#1}}{section}}
990 \newcommand{\AMCsubsectionNumbered}[1]{%
991 \subsection{#1}\AMC@mem@addsingle@ifneeded{\subsection{#1}}{subsection}}
992 \newcommand{\AMCsectionStar}[1]{%
993 \section*{#1}\AMC@mem@addsingle@ifneeded{\section*{#1}}{section}}
994 \newcommand{\AMCsubsectionStar}[1]{%
995 \subsection*{#1}\AMC@mem@addsingle@ifneeded{\subsection*{#1}}{subsection}}
996 \def\AMCsection{\@ifstar\AMCsectionStar\AMCsectionNumbered}
997 \def\AMCsubsection{\@ifstar\AMCsubsectionStar\AMCsubsectionNumbered}

```

### 4.11.3 Formatting answers

`choices` Answers have to be included in an environment `choices` (standard), `choiceshoriz` (answers on one line) or `choicescustom` (user defined) depending on the desired formatting.  
`choicescustom` Use `\AMCBoxedAnswers` to request all answers to be included in L<sup>A</sup>T<sub>E</sub>X boxes; this can be useful for example when using multicolumn answers formatting.

```

tikz-single
tikz-multi
\AMCBoxedAnswers 998 \def\AMCBoxedAnswers{\AMC@rbloctrue}
999 \newenvironment{choices}[1][r]{%
1000 \AMCrep@count=\z@\def\une@rep{\AMCrep@itemize}%
1001 \ifAMC@rbloc\def\une@rep{\AMCrep@bloc}%
1002 \else\begin{itemize}\setlength{\itemsep}{\AMCinterIrep}\fi%
1003 \AMCrep@init{#1}}%
1004 {\AMC@fin@rep\ifAMC@rbloc\else\end{itemize}\fi}
1005 \newenvironment{choiceshoriz}[1][r]{%
1006 \AMCrep@count=\z@\def\une@rep{\AMCrep@ligne}\AMCrep@init{#1}%
1007 \par\begin{center}}%
1008 {\AMC@fin@rep\end{center}}
1009 \newenvironment{choicescustom}[1][r]{%
1010 \AMCrep@count=\z@\def\une@rep{\AMCrep@perso}\AMCrep@init{#1}%
1011 \AMCbeginAnswer\ignorespaces}%
1012 {\AMC@fin@rep\AMCendAnswer}
1013 \newenvironment{tikz-single}[1][r]{
1014 \AMCrep@count=\z@\def\une@rep{\AMCrep@tikz}\AMCrep@init{#1}%
1015 \begin{tikzpicture}}{\AMC@fin@rep\end{tikzpicture}}
1016 \newenvironment{tikz-multi}[1][r]{
1017 \AMCrep@count=\z@\def\une@rep{\AMCrep@tikzmat}\AMCrep@init{#1}%
1018 \begin{tikzpicture}[remember picture]}{\AMC@fin@rep\end{tikzpicture}}

```

`\AMCrep@bloc` For each of these styles, a corresponding `\AMCrep@xxx{⟨box⟩}{⟨text⟩}` is defined, which will format the answer with a box given in `⟨box⟩` and text `⟨text⟩`. `\AMCrep@bloc` is also defined and used in standard formatting when the user wants to put answers inside a L<sup>A</sup>T<sub>E</sub>X box.

```

\AMCrep@itemize 1019 \newcommand\AMCrep@bloc[2]{\AMC@mem@answer{#1}%
\AMCrep@ligne 1020 \par%
\AMCrep@perso 1021 \ifAMC@textPos\vbox\bgroup\AMC@tracepos{1}{atext:\AMCid@name:\the\AMCid@quest,\the\AMCrep@count}\hbox\bgroup
1022 \noindent\begin{minipage}{\linewidth}%
1023 \begin{itemize}\item[1] #2\end{itemize}\end{minipage}%
1024 \ifAMC@textPos\AMC@tracepos{1}{atext:\AMCid@name:\the\AMCid@quest,\the\AMCrep@count}\egroup\AMC@tracepos
1025 \vspace{\AMCinterBrep}}
1026 \newcommand\AMCrep@tikz[5]{\AMC@mem@answer{#1}\node[#4] (lab\thecsvrow) at (#3){#2}\node[#5] (box\thecsvrow)

```

```

1027 \newcommand\AMCrep@tikzmat[5]{\AMC@mem@answer{#1}\node[#5] (box\thecsvrow) at (#3) {#1} node[#4] (lab\thecsvrow) {#2}}
1028 \newcommand\AMCrep@itemize[2]{\AMC@mem@answer{#1}\item[#1] #2}
1029 \newlength\AMChorizAnswerSep
1030 \setlength\AMChorizAnswerSep{3em plus 4em}
1031 \newlength\AMChorizBoxSep
1032 \setlength\AMChorizBoxSep{1em}
1033 \newcommand\AMCrep@ligne[2]{\AMC@mem@answer{#1}%
1034   \ifAMC@textPos%
1035     \mbox{\AMC@tracebox{1}{atext:\AMCid@name:\the\AMCid@quest,\the\AMCrep@count}{#1\hspace*\AMChorizBoxSep}#2}%
1036   \else%
1037     \mbox{#1\hspace*\AMChorizBoxSep}#2}%
1038   \fi\hspace\AMChorizAnswerSep}}
1039 \newcommand\AMCrep@perso[2]{\AMC@mem@answer{#1}\AMCanswer{#1}{#2}}

```

`\AMCbeginAnswer` The custom style will use user-defined commands to format answers: `\AMCbeginAnswer` is called once before answers, `\AMCanswer{<box>}{<text>}` is called for each answer (`<box>` being the box to be ticked and `<text>` the text associated with the proposed answer), and `\AMCendAnswer` is called after all answers.

```

1040 \def\AMCbeginAnswer{}
1041 \def\AMCanswer#1#2{#1 #2}
1042 \def\AMCendAnswer{}

```

`\answer` The commands `\correctchoice` and `\wrongchoice` are used inside `choices`-like environments to give the proposed answers and specify if they are to be ticked by the students or not.

```

\correctchoice
\wrongchoice
1043 \newcommand{\correctchoice}[2] [] {\global\advance\AMCrep@count\@ne\relax%
1044   \ifAMC@calibration\AMC@amclog{AUTOQCM[REP=\the\AMCrep@count:B]^^J}\fi%
1045   \global\AMCune@bonnettrue%
1046   \AMCload@reponse{\une@rep{\ifAMC@correc\AMC@box{#1}{\AMC@checkedbox}%
1047     \else\AMC@box{#1}{\fi}{#2}}{\the\AMCrep@count}\ignorespaces}
1048 \newcommand{\wrongchoice}[2] [] {\global\advance\AMCrep@count\@ne\relax%
1049   \ifAMC@calibration\AMC@amclog{AUTOQCM[REP=\the\AMCrep@count:M]^^J}\fi%
1050   \AMCload@reponse{\une@rep{\AMC@box{#1}{\fi}{#2}}{\the\AMCrep@count}%
1051   \ignorespaces}

```

#### 4.11.4 Score zones

`\AMCscoreZone` The position of the scores on the annotated answer sheets can be defined in the  $\text{\LaTeX}$  source file using `\AMCsetScoreZone{<options>}` (or `\AMCsetScoreZoneAnswerSheet{<options>}` for the answer sheets when the separate answer sheet option is used).

First begin with some helpers: `\AMCemptybox{<width>}{<height>}{<depth>}` draws an empty box with specified dimensions, and `\AMCmarginNote{<note>}` (code from one of [sgmoye's](https://tex.stackexchange.com) comments on [tex.stackexchange.com](https://tex.stackexchange.com)) prints a marginal note in the left or right margin, depending on current the position (usefull in `multicols` environment).

```

1052 \newcommand{\AMCemptybox}[3]{\%
1053   \sbox0{\wd0=#1\ht0=#2\dp0=#3\relax\box0}}
1054 \newlength\AMC@mn@test
1055 \newlength\AMC@mn@sep\AMC@mn@sep=4mm
1056 \newlength\AMC@mn@leftmargin
1057 \newlength\AMC@mn@rightmargin

```

```

1058 \newcommand\AMCmarginNote[1]{%
1059   \begin{tikzpicture}[remember picture,overlay]%
1060     \coordinate (here) at (0,0);%
1061     \pgfextractx{\AMC@mn@test}{\pgfpointdiff{\pgfpointorigin}{%
1062       {\pgfpointanchor{current page}{center}}}}%
1063     \ifodd\thepage%
1064       \AMC@mn@leftmargin=\oddsidemargin%
1065       \AMC@mn@rightmargin=\evensidemargin%
1066     \else
1067       \AMC@mn@leftmargin=\evensidemargin%
1068       \AMC@mn@rightmargin=\oddsidemargin%
1069     \fi
1070     \ifdim\AMC@mn@test < 1cm%
1071       \draw (current page.east |- here)+(-\AMC@mn@rightmargin-1in+\AMC@mn@sep,0pt) node[anchor=text,align=left]{%
1072         \text{#1}};
1073     \else%
1074       \draw (current page.west |- here)+(0cm,0pt) node[anchor=text,align=right,text width=\AMC@mn@leftmargin]{%
1075         \text{#1}};
1076   \end{tikzpicture}%

```

Define now different ways to place the score zone:

`none` nowhere

`question` right after the question heading

`margin` in the margin, using `marginpar` (this does not work with `multicols` environment)

`margins` in the left or right margin, depending on the current position (needs `tikz` package)

```

1077 \newcommand{\AMC@sz@box}{\AMCemptybox{\AMC@sz@width}{\AMC@sz@height}{\AMC@sz@depth}}
1078 %
1079 \newcommand{\AMC@sz@callin@question}{\AMCscoreZone{\AMC@sz@box}}
1080 %
1081 \newcommand{\AMC@sz@callout@margin}{\hspace{0pt}\marginpar{\AMCscoreZone{\AMC@sz@box}}}
1082 %
1083 \newcommand{\AMC@sz@init@margins}{\PackageWarning{automultiplechoice}{Please run twice to get proper margin}}
1084 \newcommand{\AMC@sz@callout@margins}{\hspace{0pt}\AMCmarginNote{\AMCscoreZone{\AMC@sz@box}}}

```

Let us now set up options handling.

```

1085 \newlength\AMC@sz@width
1086 \newlength\AMC@sz@height
1087 \newlength\AMC@sz@depth
1088 \def\AMC@sz@callout{}
1089 \def\AMC@sz@callin{}
1090 \define@key{AMCsz}{width}{\AMC@sz@width=#1}
1091 \define@key{AMCsz}{height}{\AMC@sz@height=#1}
1092 \define@key{AMCsz}{depth}{\AMC@sz@depth=#1}
1093 \define@key{AMCsz}{calloutside}{\def\AMC@sz@callout{#1}}
1094 \define@key{AMCsz}{callinside}{\def\AMC@sz@callin{#1}}
1095 \define@choicekey{AMCsz}{position}{none,question,margin,margins}{%
1096   \ifcsname AMC@sz@callout@#1\endcsname%

```

```

1097 \def\AMC@sz@callout{AMC@sz@callout@#1}%
1098 \else%
1099 \def\AMC@sz@callout{}%
1100 \fi%
1101 \ifcsname AMC@sz@callin@#1\endcsname%
1102 \def\AMC@sz@callin{AMC@sz@callin@#1}%
1103 \else%
1104 \def\AMC@sz@callin{}%
1105 \fi%
1106 \ifcsname AMC@sz@init@#1\endcsname%
1107 \csname AMC@sz@init@#1\endcsname%
1108 \fi%
1109 }
1110 \newcommand{\AMCsetScoreZone}[1]{\setkeys{AMCsz}{#1}}
1111 \AMCsetScoreZone{width=1.5em,height=1.5ex,depth=.5ex,position=none}

```

And do the same for \AMCsetScoreZoneAnswerSheet...

```

1112 \newcommand{\AMC@sza@box}{\AMCemptybox{\AMC@sza@width}{\AMC@sza@height}{\AMC@sza@depth}}
1113 %
1114 \newcommand{\AMC@sza@init@none}{}
1115 \newcommand{\AMC@sza@callout@none}{}
1116 \newcommand{\AMC@sza@callin@none}{}
1117 %
1118 \newcommand{\AMC@sza@init@question}{}
1119 \newcommand{\AMC@sza@callout@question}{}
1120 \newcommand{\AMC@sza@callin@question}{\AMCscoreZone{\AMC@sza@box}}
1121 %
1122 \newcommand{\AMC@sza@init@margin}{}
1123 \newcommand{\AMC@sza@callout@margin}{\hspace{0pt}\marginpar{\AMCscoreZone{\AMC@sza@box}}}
1124 \newcommand{\AMC@sza@callin@margin}{}
1125 %
1126 \newcommand{\AMC@sza@init@margins}{\PackageWarning{automultiplechoice}{Please run twice to get proper margin}}
1127 \newcommand{\AMC@sza@callout@margins}{\hspace{0pt}\AMCmarginNote{\AMCscoreZone{\AMC@sz@box}}}
1128 \newcommand{\AMC@sza@callin@margins}{}
1129 %

```

```

1130 \newlength\AMC@sza@width
1131 \newlength\AMC@sza@height
1132 \newlength\AMC@sza@depth
1133 \def\AMC@sza@callout{}
1134 \def\AMC@sza@callin{}
1135 \define@key{AMCsza}{width}{\AMC@sza@width=#1}
1136 \define@key{AMCsza}{height}{\AMC@sza@height=#1}
1137 \define@key{AMCsza}{depth}{\AMC@sza@depth=#1}
1138 \define@key{AMCsza}{calloutsideside}{\def\AMC@sza@callout{#1}}
1139 \define@key{AMCsza}{callinsideside}{\def\AMC@sza@callin{#1}}
1140 \define@choicekey{AMCsza}{position}{none,question,margin,margins}{%
1141 \ifcsname AMC@sza@callout@#1\endcsname%
1142 \def\AMC@sza@callout{AMC@sza@callout@#1}%
1143 \else%
1144 \def\AMC@sza@callout{}%
1145 \fi%

```



```

1146 \ifcsname AMC@sza@callin@#1\endcsname%
1147 \def\AMC@sza@callin{AMC@sza@callin@#1}%
1148 \else%
1149 \def\AMC@sza@callin{}%
1150 \fi%
1151 \ifcsname AMC@sza@init@#1\endcsname%
1152 \csname AMC@sza@init@#1\endcsname%
1153 \fi%
1154 }
1155 \newcommand{\AMCsetScoreZoneAnswerSheet}[1]{\setkeys{AMCsza}{#1}}
1156 \AMCsetScoreZoneAnswerSheet{width=1.5em,height=1.5ex,depth=.5ex,position=none}
1157 \newcommand{\AMCnoScoreZone}{\AMCsetScoreZone{position=none}\AMCsetScoreZoneAnswerSheet{position=none}}

```

#### 4.11.5 Formatting questions

`\AMCquestionaff` The counter `\AMCquestionaff` keeps track of the current question number. It can be redefined by the user, for example to print several questions without a number, and then print questions with a number starting at one.

`\AMC@stepQuestion` will increase this counter and `\AMC@qaff` will format the question number out.

```

1158 \newcounter{AMCquestionaff}
1159 \newcommand{\AMCnumero}[1]{\setcounter{AMCquestionaff}{#1}\addtocounter{AMCquestionaff}{-1}}
1160 \AtBeginDocument{%
1161 \ifx\@skiphypreftrue\@undefined%
1162 \expandafter\newif\csname if@skiphypref\endcsname%
1163 \fi%
1164 }
1165 \newcommand\AMC@stepQuestion{\ifAMCquestionNumber\@skiphypreftrue\refstepcounter{AMCquestionaff}\@skiphypreftrue\fi}
1166 \newcommand\AMC@qaff{\arabic{AMCquestionaff}}

```

`\AMCbeforeQuestion` The command `\AMCbeforeQuestion` opens a new question. The command `\AMCbeginQuestion{<n>}{<sign>}` will format the question header, where `<n>` is the question number and `<sign>` being `\multiSymbole` in case of a multiple question, and empty in case of a simple one. `\AMCbeforeQuestion`, `\AMCbeginQuestion` and `\multiSymbole` can be user-redefined.

```

1167 \def\AMCbeforeQuestion{\ifAMC@qbloc\else\par\noindent\fi}
1168 \def\AMCbeginQuestion#1#2{\noindent\AMC@locq{#1}{#2}%
1169 \ifx\@empty\AMC@sz@callin\@empty\hspace*{1em}\fi%
1170 }
1171 \def\multiSymbole{${\clubsuit}$}

```

`question` Environment `{question}{<key>}` encloses a simple question (with one and only one correct choice) with associated unique key `<key>` and the proposed answers.

`questionmult` Environment `{questionmult}{<key>}` is the same for multiple questions (with none, one or several correct choices).

`variable-single` Environment `{questionmultx}{<key>}` is the same as `questionmult`, but with no use of `\multiSymbole`.

`questionouverte` Environment `{questionouverte}[<width>]` is used for open questions (that won't be marked automatically!), with width given as an optional argument (defaults to 3 cm).

```

1172 \ifx\question\undefined\else\let\question\undefined\fi
1173 \def\AMCnobloc{\AMC@qblocfalse}
1174 \def\AMCbloc{\AMC@qbloctrue}
1175 \newenvironment{question}[2][]{%
1176   \def\AMCcurrentenv{question}%
1177   \AMC@stepQuestion%
1178   \global\def\AMCid{name}{#2}\AMC@affecte{#2}{\AMCid@quest}%
1179   \ifAMC@calibration\AMCmessage{Q=\the\AMCid@quest}\fi%
1180   \AMCbeforeQuestion%
1181   \ifx\@empty\AMC@sz@callout\@empty\else%
1182     \csname\AMC@sz@callout\endcsname%
1183   \fi%
1184   \AMCtype@multifalse\ifAMC@qbloc\ifAMC@textPos\vbox\bgroup\AMC@tracepos{1}{qtext:#2:\the\AMCid@quest,0}\hbox{
1185     \ifAMC@affichekeys\index{\texttt{#2}}\ifAMC@keyslines[\texttt{#2}]\newline\fi\fi%
1186     \AMCbeginQuestion{\ifAMC@affichekeys\ifAMC@ensemble\AMC@qaff\ \fi\ifAMC@keyslines\else[\texttt{#2}]\fi\else%
1187     \ifx\@empty\AMC@sz@callin\@empty\else%
1188       \csname\AMC@sz@callin\endcsname%
1189     \fi%
1190     \AMCformulaire@dedansfalse\setcounter{AMC@ncase}{0}%
1191     \AMC@mem@openQuestion}%
1192 {\ifAMC@qbloc\end{minipage}\ifAMC@textPos\AMC@tracepos{1}{qtext:\AMCid{name}:\the\AMCid@quest,0}\egroup\AMC@t
1193 \newenvironment{questionmult}[1]{%
1194   \AMC@bonnefalse\begin{question}[{\multiSymbole}]{#1}%
1195   \AMCtype@multitrue\ifAMC@calibration%
1196   \AMC@amclog{AUTOQCM[MULT]^^J}\fi}%
1197 {\end{question}}
1198 \newenvironment{variable-single}[2]
1199 {\def\AMCbeginQuestion##1##2{}
1200 \begin{questionmult}{#1}\scoring{v=#2}
1201 \begin{tikz-single}[o]}
1202 {\end{tikz-single}
1203 \end{questionmult}}
1204 \newenvironment{variable-multi}[4]
1205 {\def\AMCbeginQuestion##1##2{}
1206 \begin{questionmult}{#1}\scoring{v=#4}
1207 \begin{tikz-multi}[o]
1208 \node[#3] (var) at (0,0) {#2};}
1209 {\end{tikz-multi}
1210 \end{questionmult}}
1211 \newenvironment{questionmultx}[1]{%
1212   \begin{group}\def\multiSymbole{}\begin{questionmult}{#1}}%
1213 {\end{questionmult}\end{group}}
1214 \newdimen\ouverte@vs
1215 \newenvironment{questionouverte}[1][3cm]{%
1216   \AMC@stepQuestion%
1217   \AMCtype@multifalse\ouverte@vs=#1%
1218   \ifAMC@qbloc\noindent\begin{minipage}{\linewidth}\fi%
1219   \AMCbeginQuestion{\AMC@qaff}{}}%
1220 {\vspace*{\ouverte@vs}\ifAMC@qbloc\end{minipage}\vspace{3ex}\fi}

```

### 4.11.6 Explanations

`\explain` The command `\explain` is used inside `question`-like environments to give the explanation for the answers of a question.

```
1221 \newcommand{\explain}[1]{%
1222 \ifAMC@correthead%
1223 \AMCif@env{question}{\par\noindent{\AMC@loc@explain #1}}{\AMC@error@explain}\vspace{1ex}%
1224 \else%
1225 \AMCif@env{question}{}{\AMC@error@explain}%
1226 \fi%
1227 }
```

### 4.12 Scoring

`\scoring` Scoring strategies are simply transmitted to the `.amc` file for later analysis.

`\scoringDefaultS` `\scoring{<score>}` details the scoring strategy for current question or current answer,  
`\scoringDefaultM` `\scoringDefaultS{<score>}` and `\scoringDefaultM{<score>}` gives default scoring strategy for  
`QuestionIndicative` simple and multiple questions, and `\QuestionIndicative` tells that the current question is not  
no be taken into account in the global mark.

```
1228 \def\scoring#1{\ifAMC@calibration\AMC@amclog{AUTOQCM[B=#1]^J}\fi}
1229 \def\scoringDefaultS#1{\ifAMC@calibration\AMC@amclog{AUTOQCM[BDS=#1]^J}\fi}
1230 \def\scoringDefaultM#1{\ifAMC@calibration\AMC@amclog{AUTOQCM[BDM=#1]^J}\fi}
1231 \def\QuestionIndicative{\ifAMC@calibration\AMC@amclog{AUTOQCM[INDIC]^J}\fi}
```

### 4.13 Numerical data

#### 4.13.1 Codes

`\AMCcodeGrid` Students can code some numerical information (such as student  
`\AMCcodeGridInt` number) through special questions, which can be formatted easily with the command `\AMCcodeGrid[<opts>]{<key>}{<descr>}`, where `<key>` is a key prefix and `<descr>` is a coma-separated list of character pools to offer. The characters entered by the student will be available through the questions `<key>[1], \dots, <key>[<length(descr)>]`.

As an example,

`\AMCcodeGrid{code}{ABCD,012345,012345,012345,012345}`

produces the opposite boxes (two results are show here: without or with `separateanswersheet` option), and trace positions of all the boxes in the `.xy` file with the `code` identifier: the first digit is represented by question with key `code[6]`, the second by question with key `code[5]`, and so on.

Positions of the boxes are logged in the `.xy` file, as shown in section 5.3 for the first set of boxes (without `separateanswersheet`, with digits outside boxes).

	0		0		0		0
	1		1		1		1
A	2		2		2		2
B	3		3		3		3
C	4		4		4		4
D	5		5		5		5

	0		0		0		0
	1		1		1		1
A	2		2		2		2
B	3		3		3		3
C	4		4		4		4
D	5		5		5		5

The “horizontal” version can also be considered using option `h`, especially with a small number of digits. See opposite for the result of

□	A	□	B	□	C	□	D	□	E	□	F								
□	0	□	1	□	2	□	3	□	4	□	5	□	6	□	7	□	8	□	9
□	0	□	1	□	2	□	3	□	4	□	5	□	6	□	7	□	8	□	9

`\AMCcodeGrid[h]{code}{ABCDEF,0123456789,0123456789}`.

The `\AMCcodeGridInt[⟨opts⟩]{⟨key⟩}{⟨n⟩}` is a shortcut for calling `\AMCcodeGrid` with  $\langle n \rangle$  digits from 0 to 9. This allows to create grids for  $\langle n \rangle$ -digits integers easily.

These two commands supports the following options (given as a comma-separated list optional argument  $\langle opts \rangle$ ):

- `vertical=true` or `false` to indicate the direction to be used (default is `true`);
- `h` is a shortcut for `vertical=false`;
- `v` is a shortcut for `vertical=true`;
- `top` to request top-aligned columns in vertical direction.

```

1232 \newcount\AMC@chiffres
1233 \newdimen\AMCcodeHspace\AMCcodeHspace=.5em
1234 \newdimen\AMCcodeVspace\AMCcodeVspace=.5em
1235 \newcommand\AMCcodeID@squarebrackets[2]{#1[#2]}
1236 \newcommand\AMCcodeID@dot[2]{#1.#2}
1237 \newcommand\AMCcodeID@[1]{%
1238   \expandafter\def\expandafter\AMCcodeID\expandafter{\csname AMCcodeID@#1\endcsname}%
1239 }
1240 \AMCcodeID@[squarebrackets]
1241 \ExplSyntaxOn
1242
1243 \clist_new:N \amc_code_descr_clist
1244 \seq_new:N \amc_code_digits_seq
1245 \int_new:N \amc_code_digit_n_int
1246 \bool_new:N \amc_code_vertical_bool
1247 \bool_new:N \amc_code_top_bool
1248
1249 \cs_new:Npn \amc_code_init:N #1 {
1250   \def\AMCbeginQuestion##1##2{}
1251   \def\AMCbeforeQuestion{}
1252   \AMCnoScoreZone
1253   \AMCquestionNumberfalse
1254   \setlength{\parindent}{0pt}
1255   \AMCnobloc
1256   \int_set:Nn \amc_code_digit_n_int { \clist_count:N #1 }
1257 }
1258
1259 \cs_new:Nn \amc_code_digit_init: {
1260   \QuestionIndicative
1261   \global\AMCrep@count=\z@
1262 }
1263
1264 \cs_new:Npn \amc_code_digit:n #1 {

```

```

1265 \global\advance\AMCrep@count\@ne\relax
1266 \ifAMC@calibration\AMC@amclog{AUTOQCM[ REP = \the\AMCrep@count : M ]^^J}\fi
1267 \hbox{\AMC@keyBox@{#1}{-}{1}{case : \AMCid@name : \the\AMCid@quest , \the\AMCrep@count}}
1268 \bool_if:NTF \amc_code_vertical_bool {
1269   \vspace{\AMCcodeVspace}
1270 }{
1271   \hspace{\AMCcodeHspace}
1272 }
1273 }
1274
1275 \keys_define:nn { amccode } {
1276   vertical .bool_set:N = \amc_code_vertical_bool,
1277   vertical .initial:n = { true },
1278   vertical .default:n = { true },
1279   v .code:n = { \bool_set_true:N \amc_code_vertical_bool },
1280   h .code:n = { \bool_set_false:N \amc_code_vertical_bool },
1281   top .bool_set:N = \amc_code_top_bool,
1282   top .initial:n = { false },
1283   top .default:n = { true }
1284 }
1285
1286 \cs_new:Npn \amc_code_generate:nNn #1#2#3 {
1287   { \keys_set:nn { amccode } { #3 }
1288     \amc_code_init:N #2
1289     \clist_map_inline:Nn #2 { % iterates over 'digits'
1290       \begin{question}{\AMCcodeID{#1}{ \int_use:N \amc_code_digit_n_int }}
1291         \amc_code_digit_init:
1292         \seq_set_split:Nnn \amc_code_digits_seq {} { ##1 }
1293         \bool_if:NTF \amc_code_vertical_bool {
1294           \hspace{0pt}
1295           \bool_if:NTF \amc_code_top_bool { \vtop } { \vbox }
1296           \bgroup
1297         }{
1298           \hbox\bgroup
1299         }
1300         \seq_map_inline:Nn \amc_code_digits_seq {
1301           % iterates over available characters for 'digit'
1302           \amc_code_digit:n { #####1 }
1303         }
1304         \bool_if:NTF \amc_code_vertical_bool {
1305           \vspace{-\AMCcodeVspace}\egroup
1306           \hspace{\AMCcodeHspace}
1307         }{
1308           \egroup\vspace{\AMCcodeVspace}
1309           \par
1310         }
1311       \end{question}
1312       \int_decr:N \amc_code_digit_n_int
1313     }
1314   }

```

```

1315 }
1316
1317 \cs_new:Npn \amc_code_generate:nnn #1#2#3 {
1318   \clist_set:Nn \amc_code_descr_clist { #2 }
1319   \amc_code_generate:nNn { #1 } \amc_code_descr_clist { #3 }
1320 }
1321 \cs_generate_variant:Nn \amc_code_generate:nnn { xxx }
1322 \newcommand{\AMCcodeGrid}[3][[]]{
1323   \amc_code_generate:xxx { #2 } { #3 } { #1 }
1324 }
1325
1326 \cs_new:Npn \amc_code_generate_integer:nnn #1#2#3 {
1327   \clist_clear:N \amc_code_descr_clist
1328   \prg_replicate:nn { #2 } { \clist_put_right:Nn \amc_code_descr_clist { 0123456789 } }
1329   \amc_code_generate:nNn { #1 } \amc_code_descr_clist { #3 }
1330 }
1331 \cs_generate_variant:Nn \amc_code_generate_integer:nnn { xxx }
1332 \newcommand{\AMCcodeGridInt}[3][[]]{
1333   \amc_code_generate_integer:xxx { #2 } { #3 } { #1 }
1334 }
1335
1336 \cs_new:Npn \amc_code_generate_integer_v:nn #1#2 {
1337   \amc_code_generate_integer:nnn { #1 } { #2 } { v }
1338 }
1339 \cs_new:Npn \amc_code_generate_integer_h:nn #1#2 {
1340   \amc_code_generate_integer:nnn { #1 } { #2 } { h }
1341 }
1342 \cs_generate_variant:Nn \amc_code_generate_integer_v:nn { xx }
1343 \cs_generate_variant:Nn \amc_code_generate_integer_h:nn { xx }
1344 \cs_new_eq:NN \AMCcode \amc_code_generate_integer_v:xx
1345 \cs_new_eq:NN \AMCcodeH \amc_code_generate_integer_h:xx
1346
1347 \ExplSyntaxOff

```

#### 4.13.2 Numerical questions

`\AMCnumericChoices` The command `\AMCnumericChoices{<correct>}{<options>}` can be used as a replacement for the `choices` environment when the questions asks for a numeric value to code on the answer sheet.

As an example,

```

\begin{question}{product}
  What is the value of  $7 \times 5$ ?
  \AMCnumericChoices{35}{digits=2,sign=false}
\end{question}

```

produces (in correction mode):

**Question 3** What is the value of  $7 \times 5$ ?

<input type="checkbox"/> 0	<input type="checkbox"/> 1	<input type="checkbox"/> 2	<input checked="" type="checkbox"/> 3	<input type="checkbox"/> 4	<input type="checkbox"/> 5	<input type="checkbox"/> 6	<input type="checkbox"/> 7	<input type="checkbox"/> 8	<input type="checkbox"/> 9
<input type="checkbox"/> 0	<input type="checkbox"/> 1	<input type="checkbox"/> 2	<input type="checkbox"/> 3	<input type="checkbox"/> 4	<input checked="" type="checkbox"/> 5	<input type="checkbox"/> 6	<input type="checkbox"/> 7	<input type="checkbox"/> 8	<input type="checkbox"/> 9

and these boxes are only shown on the separate answer sheet if the `separateanswersheet` option is used.

This command uses the `\AMCformatChoices{\showcommand}{\hidecommand}{\arg1}{\arg2}` command, that calls either `\hidecommand{\arg1}{\arg2}` if the `separateanswersheet` option is used and if we are currently in the question part (not in the answer sheet), or `\showcommand{\arg1}{\arg2}` when all the boxes are to be produced.

```

1348 \newcommand\AMCformatChoices[4]{%
1349   \global\AMCrep@count=\z@%
1350   \AMC@if@separate@question{%
1351     \AMC@mem@add{\global\AMCrep@count=\z@%
1352       #1{#3}{#4}}%
1353   }%
1354   \ifAMC@ensemble%
1355     #2{#3}{#4}%
1356     \AMC@amclog{AUTOQCM[QPART]^^J}%
1357   \else%
1358     #1{#3}{#4}%
1359   \fi%
1360 }
```

Some computation commands are now defined. The command `\amc_fp_decompose:NNn{\fp var}{\int var}{\langle x \rangle}` sets `\fp var` to be the *mantissa* and `\int var` the *exponent* of the floating point number `\langle x \rangle`. For example, `\amc_fp_decompose:NNn\mant_fp\expo_int{123.456}` give the value 1.23456 to `\mant_fp` and 2 to `\expo_int` (because  $123.456 = 1.23456 \times 10^2$ ).

The command `\amc_fp_to_digits:Nnnn{\clist}{\langle x \rangle}{\langle n \rangle}{\langle base \rangle}` rounds the floating point number `\langle x \rangle` and populates the comma separated list `\langle clist \rangle` with its `\langle n \rangle` digits in base `\langle base \rangle`. An error is issued if `\langle x \rangle` would have required more digits.

```

1361 \ExplSyntaxOn
1362
1363 \cs_generate_variant:Nn \tl_replace_once:Nnn { Nxn }
1364
1365 \tl_new:N \amc_ee_tl
1366 \seq_new:N \amc_ee_seq
```

Note that with some versions of `l3fp-convert` (prior to 2017-09-18), `\fp_to_scientific` leads to a ‘e’ with catcode 12 (*other*). We convert it to catcode *letter* before splitting.

```

1367 \group_begin:
1368 \char_set_catcode_other:N E
1369 \tex_lowercase:D
1370 {
1371   \cs_new:Npn \amc_read_scientific:NNn #1 #2 #3 {
1372     \tl_set:Nn \amc_ee_tl { #3 }
1373     \tl_replace_once:Nxn \amc_ee_tl { E } { e }
```

```

1374 \seq_set_split:NnV \amc_ee_seq e \amc_ee_tl
1375 \fp_set:Nn #1 { \seq_item:Nn \amc_ee_seq 1 }
1376 \int_set:Nn #2 { \seq_item:Nn \amc_ee_seq 2 }
1377 }
1378 }
1379 \group_end:
1380
1381 \cs_generate_variant:Nn \amc_read_scientific:NNn { NNf, NNx }
1382
1383 \fp_new:N \amc_fulls_fp
1384 \cs_new:Npn \amc_fp_decompose:NNn #1 #2 #3 {
1385 \fp_set:Nn \amc_fulls_fp { #3 }

Note that with some versions of l3fp-convert, the exponent part is omitted for some values, so
that we add e 0.

1386 \amc_read_scientific:NNx #1 #2
1387 { \fp_to_scientific:N \amc_fulls_fp e 0 }
1388 }
1389 \cs_generate_variant:Nn \amc_fp_decompose:NNn { NNx }
1390
1391 \fp_new:N \amc_num_mantissa_fp
1392 \int_new:N \amc_num_exponent_int
1393 \cs_new:Npn \amc_fp_n_significant_digits:Nnn #1 #2 #3 {
1394 \amc_fp_decompose:NNn \amc_num_mantissa_fp \amc_num_exponent_int
1395 { #2 }
1396 \fp_set:Nn #1
1397 { round(\amc_num_mantissa_fp * 10^((#3)-1)) }
1398 \fp_compare:nTF { abs(#1) >= 10^(#3) }
1399 {
1400 \fp_set:Nn #1 { #1 / 10 }
1401 } { }
1402 }
1403
1404 \fp_new:N \amc_num_nsig_fp
1405 \cs_new:Npn \amc_fp_show_n_significant_digits:nn #1 #2 {
1406 \amc_fp_n_significant_digits:Nnn \amc_num_nsig_fp { #1 } { #2 }
1407 }
1408 \cs_new_eq:NN \AMCsignificantDigits \amc_fp_show_n_significant_digits:nn
1409
1410 \cs_new:Npn \amc_fp_show_significant_digits: {
1411 \fp_use:N \amc_num_nsig_fp
1412 }
1413 \cs_new_eq:NN \AMCshowSignificantDigits \amc_fp_show_significant_digits:
1414
1415 \cs_new:Npn \amc_fp_n_digits:Nnn #1 #2 #3 {
1416 \fp_set:Nn #1
1417 { round((#2) * 10^(#3)) }
1418 }
1419
1420 \int_new:N \amc_todigits_int
1421 \cs_new:Npn \amc_fp_to_digits:Nnnn #1 #2 #3 #4 {

```



```

1422 \clist_clear:N #1
1423 \int_set:Nn \amc_todigits_int { \fp_eval:n { abs(round(#2)) } }
1424 \prg_replicate:nn { #3 } {
1425   \clist_put_left:Nx #1 { \int_mod:nn \amc_todigits_int { #4 } }
1426   \int_set:Nn \amc_todigits_int
1427   { \int_div_truncate:nn \amc_todigits_int { #4 } }
1428 }
1429 \int_compare:nNnTF \amc_todigits_int = 0 { } {
1430   \message{^^J!~Error:~number~too~large,
1431     ~some~digits~will~be~discarded^^J}
1432 }
1433 }
1434
1435 \cs_new:Npn \amc_invalid_digits:Nn #1 #2 {
1436   \clist_clear:N #1
1437   \prg_replicate:nn { #2 } { \clist_put_left:Nx #1 { -1 } }
1438 }
1439
1440 \cs_new:Npn \amc_get_fp_sign:Nn #1 #2 {
1441   \fp_compare:nNnTF #2 < 0 {
1442     \int_set:Nn #1 { -1 }
1443   }{
1444     \fp_compare:nNnTF #2 > 0 {
1445       \int_set:Nn #1 { 1 }
1446     }{
1447       \int_set:Nn #1 { 0 }
1448     }
1449   }
1450 }
1451
1452 \cs_new:Npn \amc_get_int_sign:Nn #1 #2 {
1453   \int_compare:nNnTF #2 < 0 {
1454     \int_set:Nn #1 { -1 }
1455   }{
1456     \int_compare:nNnTF #2 > 0 {
1457       \int_set:Nn #1 { 1 }
1458     }{
1459       \int_set:Nn #1 { 0 }
1460     }
1461   }
1462 }
1463
1464 \ExplSyntaxOff

```

The command `\AMCnumericShow{⟨value⟩}{⟨opts⟩}` is called to draw all necessary boxes to code a numerical value `⟨value⟩` with options given as a comma separated list `⟨opts⟩`. `\AMCnumericOpts{⟨opts⟩}` can be used to set some default values for these options.

Begin with the available options:

```

1465 \def\AMCnTextGoto{}
1466 \def\AMCnTextVHead#1{\emph{b#1}}

```

```

1467 \newdimen\AMCnumeric@Hspace\AMCnumeric@Hspace=.5em
1468 \newdimen\AMCnumeric@Vspace\AMCnumeric@Vspace=1ex
1469 \ExplSyntaxOn
1470
1471 \keys_define:nn { amcnumeric } {
1472   Tsign .code:n = {\def\AMCnntextSign{#1}},
1473   Tsign .initial:n = {},
1474   Tpoint .code:n = {\def\AMCdecimalPoint{#1}},
1475   Tpoint .initial:n = { \raisebox{1ex}{\bf .} },
1476   Texponent .code:n = {\def\AMCexponent{#1}},
1477   Texponent .initial:n = { $\times 10^{\textasciicircum} $ },
1478   vspace .code:n = {\AMCnumeric@Vspace=#1},
1479   hspace .code:n = {\AMCnumeric@Hspace=#1},
1480   bordercol .code:n = {\def\AMCncol@Border{#1}},
1481   bordercol .initial:n = { lightgray },
1482   borderwidth .code:n = {\def\AMCncol@BorderWidth{#1}},
1483   borderwidth .initial:n = { 1mm },
1484   backgroundcol .code:n = {\def\AMCncol@Background{#1}},
1485   backgroundcol .initial:n = { white },
1486   digits .int_set:N = \amc_num_ndigits_int,
1487   digits .initial:n = { 3 },
1488   decimals .int_set:N = \amc_num_decd_int,
1489   decimals .initial:n = { 0 },
1490   exponent .int_set:N = \amc_num_expo_int,
1491   exponent .initial:n = { 0 },
1492   base .int_set:N = \amc_num_base_int,
1493   base .initial:n = { 10 },
1494   sign .bool_set:N = \amc_num_sign_bool,
1495   sign .initial:n = { true },
1496   sign .default:n = { true },
1497   exposign .bool_set:N = \amc_num_exposign_bool,
1498   exposign .initial:n = { true },
1499   exposign .default:n = { true },
1500   strict .bool_set:N = \amc_num_strict_bool,
1501   strict .initial:n = { false },
1502   strict .default:n = { true },
1503   scoring .bool_set:N = \amc_num_scoring_bool,
1504   scoring .initial:n = { true },
1505   scoring .default:n = { true },
1506   vertical .bool_set:N = \amc_num_vertical_bool,
1507   vertical .initial:n = { false },
1508   vertical .default:n = { true },
1509   expoververtical .bool_set:N = \amc_num_expoververtical_bool,
1510   expoververtical .initial:n = { false },
1511   expoververtical .default:n = { true },
1512   reverse .bool_set:N = \amc_num_reverse_bool,
1513   reverse .initial:n = { false },
1514   reverse .default:n = { true },
1515   vhead .bool_set:N = \amc_num_vhead_bool,
1516   vhead .initial:n = { false },

```

```

1517 vhead .default:n = { true },
1518 nozero .bool_set:N = \amc_num_nzero_bool,
1519 nozero .initial:n = { false },
1520 nozero .default:n = { true },
1521 significant .bool_set:N = \amc_num_significant_bool,
1522 significant .initial:n = { false },
1523 significant .default:n = { true },
1524 scoreexact .code:n = {\def\AMC@numeric@scoreexact{#1}},
1525 scoreexact .initial:n = { 2 },
1526 scoreapprox .code:n = {\def\AMC@numeric@scoreapprox{#1}},
1527 scoreapprox .initial:n = { 1 },
1528 scorewrong .code:n = {\def\AMC@numeric@scorewrong{#1}},
1529 scorewrong .initial:n = { 0 },
1530 exact .int_set:N = \amc_num_exact_int,
1531 exact .initial:n = { 0 },
1532 approx .int_set:N = \amc_num_approx_int,
1533 approx .initial:n = { 0 },
1534 keepas .code:n = {\def\AMC@numeric@keepas{#1}},
1535 keepas .initial:n = {},
1536 alsocorrect .code:n = {\def\AMC@numeric@alsocorrect{#1}},
1537 alsocorrect .initial:n = {}
1538 }
1539
1540 \cs_new:Npn \amc_num_setopts #1 {
1541   \keys_set:nn { amcnumeric } { #1 }
1542 }
1543
1544 \cs_new_eq:NN \AMCnumericOpts \amc_num_setopts
1545

```

The command `\amc_num_char:nn{<inside>}{<answer>}` draw a box with content *<inside>* (only if needed), where *<answer>* is `\AMC@checkbox` if the corresponding choice is correct and empty if not.

```

1546 \cs_new:Npn \amc_num_char:nn #1 #2 {
1547   \global\advance\AMCrep@count\@ne\relax
1548   \AMC@amclog{AUTOQCM[REP= \the\AMCrep@count :
1549     \ifx#2\AMC@checkbox B\else M\fi ]^^J}
1550   \ifAMC@correc
1551     \protect\AMC@keyBox@{#1}{#2}{1}{case : \AMCid@name :
1552       \the\AMCid@quest , \the\AMCrep@count}
1553   \else
1554     \protect\AMC@keyBox@{#1}{#2}{1}{case : \AMCid@name :
1555       \the\AMCid@quest , \the\AMCrep@count}
1556   \fi
1557 }

```

The command `\amc_num_digit_box:nn{<i>}{<j>}` draws a box for current digit value *<i>*, where *<j>* is the correct value for the current digit. If *<i>* is greater than 9, it is converted to a character from the English alphabet (A for 10, B for 11...)

```

1558 \int_new:N \amc_num_digit_value_int
1559 \tl_new:N \amc_num_digit_value_tl

```

```

1560 \cs_new:Npn \amc_num_digit_box:nn #1 #2 {
1561   \int_set:Nn \amc_num_digit_value_int { #1 }
1562   \tl_set:Nn \amc_num_digit_value_tl {
1563     \int_compare:nNnTF { \amc_num_digit_value_int } < { 10 }
1564     { \int_to_arabic:n { \amc_num_digit_value_int } }
1565     { \int_to_Alph:n { \amc_num_digit_value_int - 9 } }
1566   }
1567   \int_compare:nNnTF { #1 } = { #2 } {
1568     \amc_num_char:nn{ \tl_use:N \amc_num_digit_value_tl }
1569     {\AMC@checkbox}
1570   } {
1571     \amc_num_char:nn{ \tl_use:N \amc_num_digit_value_tl }
1572     {}
1573   }
1574 }

```

The command `\amc_num_sign_boxes:Nn{<sign>}{<prefix>}` draws two boxes for the students to code the sign (with a right value given by the boolean `<negative>`).

```

1575 \cs_new:Npn \amc_num_sign_boxes:Nn #1 #2 {
1576   \int_case:nn { #1 } {
1577     { -1 } {
1578       \hbox{\amc_num_char:nn{ $+ }{ }}
1579       \vspace{\AMCnumeric@Vspace}
1580       \AMC@amclog{AUTOQCM[B=set. sign #2 =1]^^J}
1581       \hbox{\amc_num_char:nn{ $- }{\AMC@checkbox}}
1582       \AMC@amclog{AUTOQCM[B=set. sign #2 =-1]^^J}
1583     }
1584     { 1 } {
1585       \hbox{\amc_num_char:nn{ $+ }{\AMC@checkbox}}
1586       \vspace{\AMCnumeric@Vspace}
1587       \AMC@amclog{AUTOQCM[B=set. sign #2 =1]^^J}
1588       \hbox{\amc_num_char:nn{ $- }{ }}
1589       \AMC@amclog{AUTOQCM[B=set. sign #2 =-1]^^J}
1590     }
1591     { 0 } {
1592       \hbox{\amc_num_char:nn{ $+ }{ }}
1593       \vspace{\AMCnumeric@Vspace}
1594       \AMC@amclog{AUTOQCM[B=set. sign #2 =1]^^J}
1595       \hbox{\amc_num_char:nn{ $- }{ }}
1596       \AMC@amclog{AUTOQCM[B=set. sign #2 =-1]^^J}
1597     }
1598   }
1599 }

```

The command `\amc_num_digit_boxes_h:nnn{<varname>}{<correct>}{<maxdigit>}` draws a serie of boxes for all possible values of a digit (from 0 to `<maxdigit>`), where the correct value is `<correct>`, transmitting scoring data to AMC so that the variable `<varname>` will be set to the value chosen by the student.

```

1600 \cs_new:Npn \amc_num_digit_boxes_h:nnn #1 #2 #3 {
1601   \int_step_inline:nnnn
1602   { \bool_if:NTF \amc_num_nozero_bool { 1 } { 0 } }

```

```

1603 { 1 } { #3 - 1 } {
1604   \amc_num_digit_box:nn { ##1 }{ #2 }
1605   \AMC@amclog{AUTOQCM[B= set. #1 = ##1 ]^^J}
1606   \hspace{\AMCnumeric@Hspace}
1607 }
1608 \hspace{-\AMCnumeric@Hspace}
1609 }
1610
1611 \cs_new:Npn \amc_num_digit_boxes_v:nnn #1 #2 #3 {
1612   \int_step_inline:nnnn
1613   { \bool_if:NTF \amc_num_nozero_bool { 1 } { 0 } }
1614   { 1 } { #3 - 1 } {
1615     \vbox{\hbox{
1616       \amc_num_digit_box:nn { ##1 }{ #2 }
1617     }}
1618     \AMC@amclog{AUTOQCM[B= set. #1 = ##1 ]^^J}
1619     \int_compare:nNnTF { ##1 } < { #3 - 1 } {
1620       \vspace{\AMCnumeric@Vspace}
1621     } {}
1622   }
1623 }
1624
1625 \int_new:N \amc_num_first_digit_int
1626 \cs_new:Npn \amc_num_digit_boxes_vr:nnn #1 #2 #3 {
1627   \int_set:Nn \amc_num_first_digit_int
1628   { \bool_if:NTF \amc_num_nozero_bool { 1 } { 0 } }
1629   \int_step_inline:nnnn { #3 - 1 } { -1 }
1630   \amc_num_first_digit_int {
1631     \vbox{\hbox{
1632       \amc_num_digit_box:nn { ##1 }{ #2 }
1633     }}
1634     \AMC@amclog{AUTOQCM[B= set. #1 = ##1 ]^^J}
1635     \int_compare:nNnTF { ##1 } > \amc_num_first_digit_int {
1636       \vspace{\AMCnumeric@Vspace}
1637     } {}
1638   }
1639 }

```

The command `\amc_num_integer_boxes_v:Nnn{<correct digits>}{<prefix>}{<decimals>}` draws boxes for integer entry, without the sign.

```

1640 \cs_new:Npn \amc_num_integer_boxes_v:Nnn #1 #2 #3 {
  begin a loop over all digits,
1641   \int_set_eq:NN \amc_num_digit_int { \clist_count:N #1 }
1642   \clist_map_inline:Nn #1 {
    place the decimal point if necessary,
1643     \int_compare:nNnTF \amc_num_digit_int = { #3 } {
1644       \hbox{ \AMCdecimalPoint }\hspace{\AMCnumeric@Hspace}
1645     } {}

```

draw the box for this digit,

```

1646 \hbox{\vbox{
1647   \bool_if:NTF \amc_num_vhead_bool {
1648     \vbox{\hbox{\AMCnTextVHead{ \int_eval:n
1649       { \amc_num_digit_int - 1 } }}}
1650     \vspace{\AMCnumeric@Vspace}
1651   } { }
1652   \bool_if:NTF \amc_num_reverse_bool {
1653     \amc_num_digit_boxes_vr:nnn { #2
1654       \int_to_Alph:n \amc_num_digit_int }
1655     { ##1 } { \amc_num_base_int }
1656   } {
1657     \amc_num_digit_boxes_v:nnn { #2
1658       \int_to_Alph:n \amc_num_digit_int }
1659     { ##1 } { \amc_num_base_int }
1660   }
1661 }}

```

and end the loop over digits, adding space if this is not the last one.

```

1662 \int_compare:nNnTF \amc_num_digit_int > 1 {
1663   \hspace{\AMCnumeric@Hspace}
1664 } { }
1665 \int_decr:N \amc_num_digit_int
1666 }
1667 }
1668

```

The command `\amc_num_integer_boxes_h:Nnn{<correct digits>}{<prefix>}{<decimals>}` does the same, in horizontal mode.

```

1669
1670 \cs_new:Npn \amc_num_integer_boxes_h:Nnn #1 #2 #3 {
1671   \vbox{
1672     \int_set_eq:NN \amc_num_digit_int { \clist_count:N #1 }
1673     \clist_map_inline:Nn #1 {
1674       \int_compare:nNnTF
1675         \amc_num_digit_int = { #3 } {
1676         \hbox{ \AMCdecimalPoint }
1677       } { }
1678     \hbox{
1679       \amc_num_digit_boxes_h:nnn { #2
1680         \int_to_Alph:n \amc_num_digit_int }
1681       { ##1 } \amc_num_base_int
1682     }
1683     \int_compare:nNnTF \amc_num_digit_int > 1 {
1684       \vspace{\AMCnumeric@Vspace}
1685     } { }
1686     \int_decr:N \amc_num_digit_int
1687   }}
1688 }
1689

```

Finally, `\amc_num_integer_boxes:NnnNN{<correct digits>}{<prefix>}{<decimals>}{<sign bool>}{<sign>}`

draws boxes for integer entry, including the sign if  $\langle sign\ bool \rangle$  is true.

```

1690
1691 \cs_new:Npn \amc_num_integer_boxes:NnnNN #1 #2 #3 #4 #5 {
1692   \hbox{
1693     \bool_if:NTF { #4 } {
1694       \vbox{
1695         \ifx\AMCncontextSign\@empty\@empty\else
1696           \hbox{\AMCncontextSign}\vspace{\AMCnumeric@Vspace}\fi
1697           \amc_num_sign_boxes:Nn { #5 } { #2 }
1698       }
1699       \hspace{.5em}
1700       \vrule
1701       \hspace{.5em}
1702     } { }
1703   \hbox{
1704     \bool_if:NTF \amc_num_vertical_bool
1705     \amc_num_integer_boxes_v:Nnn \amc_num_integer_boxes_h:Nnn
1706     #1 { #2 } { #3 }
1707   }
1708 }
1709 }
1710

```

The command `\amc_num_build_integer_scoring:Nnnn{ $\langle tl\ var \rangle$ }{ $\langle sign\ bool \rangle$ }{ $\langle prefix \rangle$ }{ $\langle n \rangle$ }` builds a scoring to compute an integer from a serie of  $\langle n \rangle$ -digits boxes, with name prefix  $\langle prefix \rangle$ , using a sign variable if  $\langle sign\ bool \rangle$  is true.

```

1711
1712 \cs_new:Npn \amc_num_build_integer_scoring:Nnnn #1 #2 #3 #4 {
1713   \tl_clear:N #1
1714   \int_set_eq:NN \amc_num_digit_int { #4 }
1715   \int_while_do:nNnn \amc_num_digit_int > 0 {
1716     \bool_if:NTF \amc_num_strict_bool {
1717       \AMC@amclog{AUTOQCM[B=requires. #3
1718         \int_to_Alph:n \amc_num_digit_int = 1]^~J}
1719     } {
1720       \AMC@amclog{AUTOQCM[B=default. #3
1721         \int_to_Alph:n \amc_num_digit_int = 0]^~J}
1722     }
1723     \int_compare:nNnTF \amc_num_digit_int = #4 { } {
1724       \tl_put_left:Nn #1 { ( }
1725       \tl_put_right:Nx #1 { ) *
1726       \int_use:N \amc_num_base_int + }
1727     }
1728     \tl_put_right:Nx #1
1729     { #3 \int_to_Alph:n \amc_num_digit_int }
1730     \int_decr:N \amc_num_digit_int
1731   }
1732   \tl_put_left:Nn #1 { ( }
1733   \tl_put_right:Nn #1 { ) }
1734   \bool_if:NTF { #2 } {

```

```

1735     \bool_if:NTF \amc_num_strict_bool {
1736       \AMC@amclog{AUTOQCM[B=requires. sign #3 =1]^^J}
1737     } {
1738       \AMC@amclog{AUTOQCM[B=default. sign #3 =1]^^J}
1739     }
1740     \tl_put_right:Nx #1 { * ( sign #3 ) }
1741   } { }
1742 }
1743

```

Then the command `\AMCnumericShow{⟨x⟩}{⟨options⟩}` itself:

```

1744
1745 \fp_new:N \amc_num_result_fp
1746 \fp_new:N \amc_num_correct_fp
1747 \clist_new:N \amc_num_digits_clist
1748 \clist_new:N \amc_num_expo_digits_clist
1749 \int_new:N \amc_num_digit_int
1750 \int_new:N \amc_num_sign_int
1751 \int_new:N \amc_num_expo_sign_int
1752 \tl_new:N \amc_num_compute_tl
1753 \tl_new:N \amc_num_expo_tl
1754 \int_new:N \amc_num_correct_expo_int
1755
1756 \cs_new:Npn \amc_numeric_show:nn #1 #2 {

```

We have to tell AMC that the scoring we will give concerns this question:

```

1757   \ifAMC@ensemble\ifAMCformulaire@dedans
1758     \AMC@amclog{AUTOQCM[Q=\the\AMCid@quest]^^J}
1759   \fi\fi

```

Then we parse the options from `⟨opts⟩`:

```

1760   {\keys_set:nn { amcnumeric } { #2 }
1761     \bool_if:nTF { \bool_if_p:N\amc_num_significant_bool
1762       && \int_compare_p:n { \amc_num_base_int != 10 } } {
1763       \message{^^J!~AMCnumeric~Error:~significant=true~can't~be~used~with~base!=10.^^J}
1764     } {}
1765     \bool_if:nTF { \int_compare_p:n { \amc_num_expo_int != 0 }
1766       && \int_compare_p:n { \amc_num_base_int != 10 } } {
1767       \message{^^J!~AMCnumeric~Error:~scientific~notation~can't~be~used~with~base!=10.^^J}
1768     } {}

```

Convert the floating point correct value to integer, taking into account the parameters `significant`, `exponent` and `decimals`:

```

1769   \ifx\@empty#1\@empty
1770     \fp_set:Nn \amc_num_correct_fp { 0 }
1771     \fp_set:Nn \amc_num_mantissa_fp { 0 }
1772     \int_set:Nn \amc_num_correct_expo_int { 0 }
1773   \else
1774     \bool_if:NTF \amc_num_significant_bool {
1775       \amc_fp_n_significant_digits:Nnn \amc_num_correct_fp { #1 } \amc_num_ndigits_int
1776     } {
1777       \int_compare:nNnTF \amc_num_expo_int > 0 {

```



```

1778     \amc_fp_decompose:Nn \amc_num_mantissa_fp \amc_num_correct_expo_int { #1 }
1779     \int_compare:nNnTF { \amc_num_ndigits_int - \amc_num_decd_int } > 1 {
1780         \fp_set:Nn \amc_num_mantissa_fp {
1781             \amc_num_mantissa_fp * 10^( \amc_num_ndigits_int - \amc_num_decd_int - 1 )
1782         }
1783         \int_set:Nn \amc_num_correct_expo_int {
1784             \amc_num_correct_expo_int - ( \amc_num_ndigits_int - \amc_num_decd_int - 1 )
1785         }
1786     } {}
1787     \amc_fp_n_digits:Nnn \amc_num_correct_fp \amc_num_mantissa_fp \amc_num_decd_int
1788 } {
1789     \amc_fp_n_digits:Nnn \amc_num_correct_fp { #1 } \amc_num_decd_int
1790 }
1791 }
1792 \fi

```

Now extracts the required digits:

```

1793 \ifx\@empty#1\@empty
1794     \amc_invalid_digits:Nn \amc_num_digits_clist \amc_num_ndigits_int
1795     \amc_invalid_digits:Nn \amc_num_expo_digits_clist \amc_num_expo_int
1796     \int_set:Nn \amc_num_sign_int { 0 }
1797     \int_set:Nn \amc_num_expo_sign_int { 0 }
1798 \else
1799     \amc_fp_to_digits:Nnnn \amc_num_digits_clist \amc_num_correct_fp
1800     \amc_num_ndigits_int \amc_num_base_int
1801     \amc_get_fp_sign:Nn \amc_num_sign_int \amc_num_correct_fp
1802     \int_compare:nNnTF \amc_num_expo_int > 0 {
1803         \amc_fp_to_digits:Nnnn \amc_num_expo_digits_clist \amc_num_correct_expo_int
1804         \amc_num_expo_int \amc_num_base_int
1805         \amc_get_int_sign:Nn \amc_num_expo_sign_int \amc_num_correct_expo_int
1806     } {}
1807 \fi

```

The question scoring is given to AMC (if requested by the `scoring=true` option). Note that the variable `intV` refers to the correct value, and `intX` to the value entered by the student.

```

1808 \fp_set:Nn \amc_num_result_fp { #1 }
1809 \AMC@amclog{AUTOQCM[B=numval=\fp_to_scientific:N \amc_num_result_fp ,
1810     numex=\int_use:N \amc_num_exact_int,
1811     numapp=\int_use:N \amc_num_approx_int,
1812     numsex=\AMC@numeric@scoreexact,
1813     numsapp=\AMC@numeric@scoreapprox
1814 ]}
1815 \bool_if:NTF \amc_num_scoring_bool {
1816     \AMC@amclog{AUTOQCM[B=haut=mz=,
1817         formula=(Vdifference <= \int_use:N \amc_num_exact_int ?
1818         \AMC@numeric@scoreexact :
1819         \int_compare:nNnTF \amc_num_approx_int = 0 {
1820             \AMC@numeric@scorewrong
1821         } {
1822             (Vdifference <= \int_use:N \amc_num_approx_int ?
1823             \AMC@numeric@scoreapprox : \AMC@numeric@scorewrong)

```

```

1824     }
1825     )]^^J}
1826 } {}
1827 \amc_num_build_integer_scoring:Nnnn
1828   \amc_num_compute_tl \amc_num_sign_bool { digit } \amc_num_ndigits_int
1829 \int_compare:nNnTF \amc_num_expo_int > 0 {
1830   \amc_num_build_integer_scoring:Nnnn
1831   \amc_num_expo_tl \amc_num_exposign_bool { expo } \amc_num_expo_int
1832   \AMC@amclog{AUTOQCM[B= set. intE = \amc_num_expo_tl ]^^J}
1833 } {}
1834 \AMC@amclog{AUTOQCM[B= set.intV = \fp_to_int:N\amc_num_correct_fp ,
1835   set.intXX = \amc_num_compute_tl ]^^J}
1836 \int_compare:nNnTF \amc_num_expo_int > 0 {
1837   \AMC@amclog{AUTOQCM[B= set.intX = intXX * \int_use:N\amc_num_base_int ** ( intE - (\int_use:N\amc_num_co
1838 }{
1839   \AMC@amclog{AUTOQCM[B= set.intX = intXX]^^J}
1840 }
1841 \int_compare:nNnTF \amc_num_expo_int > 0 {
1842   \AMC@amclog{AUTOQCM[B= set.valueX = intXX * \int_use:N\amc_num_base_int ** (intE - \int_use:N\amc_num_d
1843 }{
1844   \AMC@amclog{AUTOQCM[B= set.valueX = intXX * \int_use:N\amc_num_base_int ** (- \int_use:N\amc_num_decd_in
1845 }
1846 \ifx\@empty\AMC@numeric@keepas\@empty\else
1847 \AMC@amclog{AUTOQCM[B= setglobal.\AMC@numeric@keepas = valueX ]^^J}
1848 \fi
1849 \ifx\@empty#1\@empty
1850 \bool_if:NTF \amc_num_significant_bool {
1851   \AMC@amclog{AUTOQCM[B=set.Vdifference=0]^^J}
1852 }{
1853   \ifx\@empty\AMC@numeric@alsocorrect\@empty
1854     \AMC@amclog{AUTOQCM[B=set.Vdifference=0]^^J}
1855   \else
1856     \AMC@amclog{AUTOQCM[B="set.Vdifference =
1857       amcvdifference( \AMC@numeric@alsocorrect, valueX, \int_use:N\amc_num_decd_int, \int_use:N\amc_num_e
1858       "]"^^J}
1859   \fi
1860 }
1861 \else
1862 \bool_if:NTF \amc_num_significant_bool {
1863   \AMC@amclog{AUTOQCM[B=set.Vdifference="min( abs((intV)-(intX)) ,
1864     abs(\int_use:N\amc_num_base_int * (intV) - (intX)) ,
1865     abs((intV) - \int_use:N\amc_num_base_int * (intX)) )"^^J}
1866 } {
1867   \ifx\@empty\AMC@numeric@alsocorrect\@empty
1868     \AMC@amclog{AUTOQCM[B=set.Vdifference=abs((intV)-(intX))]"^^J}
1869   \else
1870     \AMC@amclog{AUTOQCM[B="set.Vdifference =
1871       min( amcvdifference( \AMC@numeric@alsocorrect, valueX, \int_use:N\amc_num_decd_int, \int_use:N\amc_num
1872       abs((intV)-(intX)) )"^^J}
1873   \fi

```

```

1874 }
1875 \fi

```

Begin now with the frame around all the boxes:

```

1876 \ifAMC@extractOnly\else
1877 \vspace{1.5ex}\par{
1878   \fboxrule=\AMCncol@BorderWidth
1879   \fcolorbox{\AMCncol@Border}{\AMCncol@Background}{
1880     \bool_if:NTF \amc_num_expovetical_bool {
1881       \hbox{\vbox{
1882         \vbox{\amc_num_integer_boxes:NnnNN
1883           \amc_num_digits_clist { digit } \amc_num_decd_int \amc_num_sign_bool
1884           \amc_num_sign_int}
1885         \int_compare:nNnTF \amc_num_expo_int > 0 {
1886           \vspace{\AMCnumeric@Vspace}
1887           \vbox{\hbox{\AMCexponent}}
1888           \vspace{\AMCnumeric@Vspace}
1889           \vbox{\amc_num_integer_boxes:NnnNN
1890             \amc_num_expo_digits_clist { expo } { 0 } \amc_num_exposign_bool
1891             \amc_num_expo_sign_int}
1892         } {}
1893       }}
1894     } {
1895       \amc_num_integer_boxes:NnnNN
1896       \amc_num_digits_clist { digit } \amc_num_decd_int \amc_num_sign_bool
1897       \amc_num_sign_int
1898       \int_compare:nNnTF \amc_num_expo_int > 0 {
1899         \hspace{\AMCnumeric@Hspace}\AMCexponent\hspace{\AMCnumeric@Hspace}
1900         \amc_num_integer_boxes:NnnNN
1901         \amc_num_expo_digits_clist { expo } { 0 } \amc_num_exposign_bool
1902         \amc_num_expo_sign_int
1903       } {}
1904     }
1905   }
1906 }
1907 \fi

```

And tell AMC that we finished with this question:

```

1908 \ifAMC@ensemble\else\vspace{1.5ex}\par\fi
1909 \ifAMC@ensemble\ifAMCformulaire@dedans
1910   \AMC@amclog{AUTOQCM[FQ]^^J}
1911 \fi\fi
1912 }
1913 }
1914
1915 \cs_new_eq:NN \AMCnumericShow \amc_numeric_show:nn
1916

```

`\AMCnumericHide` is called when the boxes are not to be drawn (in the question sheets for separate answer sheet layout), and `\AMCnumericChoices{⟨value⟩}{⟨options⟩}` is the function to be used in the LaTeX source code of the exam.

```

1917 \cs_new:Npn \amc_numeric_hide:nn #1 #2 {
1918   \keys_set:nn { amcnumeric } { #2 }
1919   \AMCnTextGoto
1920   \ifAMC@qbloc\else\vspace{1.5ex}\par\fi
1921 }
1922
1923 \cs_new_eq:NN \AMCnumericHide \amc_numeric_hide:nn
1924
1925 \ExplSyntaxOff
1926 \def\AMCnumericChoicesPlain{%
1927   \AMC@if@separate@question{\AMC@mem@category{numeric}}%
1928   \AMCformatChoices{\AMCnumericShow}{\AMCnumericHide}%
1929 }

The  $\langle value \rangle$  argument is often given as a macro, that is to be expanded before calling
\AMCnumericChoicesPlain, so that its value will be the same in the separate answer sheet...

1930 \ExplSyntaxOn
1931
1932 \cs_new:Npn \amc_numeric_choices:nn #1#2 {
1933   \AMCnumericChoicesPlain{#1}{#2}
1934 }
1935 \cs_generate_variant:Nn \amc_numeric_choices:nn { xn }
1936 \cs_new_eq:NN \AMCnumericChoices \amc_numeric_choices:xn
1937
1938 \ExplSyntaxOff

```

### 4.13.3 Intervals

**\AMCIntervals** The command `\AMCIntervals $\langle x \rangle \langle x0 \rangle \langle x1 \rangle \langle \delta \rangle$`  can be used to present answers as intervals  $[x_i, x_i + \delta[$  covering  $[\langle x0 \rangle, \langle x1 \rangle[$ , such that the only interval containing  $\langle x \rangle$  is declared as `\correctchoice`, and the other as `\wrongchoice`.

For this command to work, one has to load package `fp`.

As an example,

```

\begin{question}{quarter}
  In which interval falls  $1/4$ ?
  \begin{multicols}{5}
    \begin{choices}[o]
      \AMCIntervals{0.25}{0}{1}{0.1}
    \end{choices}
  \end{multicols}
\end{question}

```

produces (in correction mode):

**Question 4** In which interval falls  $1/4$ ?

<input type="checkbox"/> $[0, 0.1[$	<input checked="" type="checkbox"/> $[0.2, 0.3[$	<input type="checkbox"/> $[0.4, 0.5[$	<input type="checkbox"/> $[0.6, 0.7[$	<input type="checkbox"/> $[0.8, 0.9[$
<input type="checkbox"/> $[0.1, 0.2[$	<input type="checkbox"/> $[0.3, 0.4[$	<input type="checkbox"/> $[0.5, 0.6[$	<input type="checkbox"/> $[0.7, 0.8[$	<input type="checkbox"/> $[0.9, 1[$

Note that the interval formatting can be changed redefining the `\AMCintervalFormat` command, which is originally defined as

```

1939 \def\AMCIntervalFormat#1#2{[#1,\,#2]}
    to follow local conventions (writting  $[a,b]$  instead of  $[a,b[$  is for example a common usage).
1940 \ExplSyntaxOn
1941
1942 \fp_new:N \amc_interv_a
1943 \fp_new:N \amc_interv_b
1944 \cs_new:Npn \amc_intervals:nnnn #1 #2 #3 #4 {
1945   \fp_set:Nn \amc_interv_a { #2 }
1946   \fp_do_while:nn { \amc_interv_a < #3 } {
1947     \fp_set:Nn \amc_interv_b { \amc_interv_a + #4 }
1948     \fp_compare:nTF { \amc_interv_a <= #1 < \amc_interv_b }
1949       \correctchoice \wrongchoice
1950     {\AMCIntervalFormat{\fp_use:N \amc_interv_a}{\fp_use:N \amc_interv_b}}
1951     \fp_set:Nn \amc_interv_a \amc_interv_b
1952   }
1953 }
1954 \cs_new_eq:NN \AMCIntervals \amc_intervals:nnnn
1955
1956 \ExplSyntaxOff

```

## 4.14 Open questions

`\AMCOpen` The command `\AMCOpen{<options>}{<choices>}` can be used as a replacement for the `choices` environment when asking the student to write some answer by hand. The teacher will correct and mark this answer either on the paper before scanning, or with manual data capture, thanks to the scoring boxes.

As an example,

```

\begin{question}{Linux}
  What is the first name of the person who started working on the Linux kernel?
  \AMCOpen{}{\wrongchoice[w]{w}\scoring{0}\correctchoice[c]{c}\scoring{2}}
\end{question}

```

shows:

**Question 5**    What is the first name of the person who started working on the Linux kernel?

☐ w   ☐ c

.....

The teacher will have to tick the ‘w’ box for wrong answers, and the ‘c’ box for correct answers.

Begin with the options definitions:

```

1957 \def\AMCotextGoto{}

```

```

1958 \def\AMCotextReserved{}
1959 \def\AMCocol@Background{lightgray}
1960 \def\AMCocol@BoxFrameRule{white}
1961 \def\AMCocol@FrameRule{black}
1962 \def\AMCocol@Foreground{}
1963 \def\AMCopen@answer{}
1964 \def\AMCopen@question{}
1965 \def\AMCopen@lineuptext{}
1966 \define@key{AMCopen}{backgroundcol}{\def\AMCocol@Background{#1}}
1967 \define@key{AMCopen}{foregroundcol}{\def\AMCocol@Foreground{#1}}
1968 \define@key{AMCopen}{Treserved}{\def\AMCotextReserved{#1}}
1969 \define@key{AMCopen}{question}{\AMCid@name}{\def\AMCopen@question{#1}}
1970 \define@key{AMCopen}{answer}{\def\AMCopen@answer{#1}}
1971 \define@key{AMCopen}{contentcommand}[AMCopen@lines]{\def\AMCopen@contentcommand{#1}}
1972 \newdimen\AMCopen@Hspace\AMCopen@Hspace=.5em
1973 \define@key{AMCopen}{hspace}{\AMCopen@Hspace=#1}
1974 \def\AMCopen@Width{.95\linewidth}
1975 \define@key{AMCopen}{width}{\def\AMCopen@Width{#1}}
1976 \newdimen\AMCopen@LineHeight\AMCopen@LineHeight=1cm
1977 \define@key{AMCopen}{lineheight}{\AMCopen@LineHeight=#1}
1978 \newcount\AMCopen@Lines\AMCopen@Lines=1
1979 \define@key{AMCopen}{lines}{\AMCopen@Lines=#1}
1980 \newdimen\AMCopen@boxmargin\AMCopen@boxmargin=3pt
1981 \define@key{AMCopen}{boxmargin}{\AMCopen@boxmargin=#1}
1982 \newdimen\AMCopen@boxframerule\AMCopen@boxframerule=1pt
1983 \define@key{AMCopen}{boxframerule}{\AMCopen@boxframerule=#1}
1984 \define@key{AMCopen}{boxframerulecol}{\def\AMCocol@BoxFrameRule{#1}}
1985 \define@key{AMCopen}{framerulecol}{\def\AMCocol@FrameRule{#1}}
1986 \newdimen\AMCopen@framerule\AMCopen@framerule=1pt
1987 \define@key{AMCopen}{framerule}{\AMCopen@framerule=#1}
1988 \define@key{AMCopen}{lineuptext}{\def\AMCopen@lineuptext{#1}}
1989 \define@boolkey{AMCopen}{dots}[true]{}
1990 \define@boolkey{AMCopen}{scan}[true]{}
1991 \define@boolkey{AMCopen}{annotate}[false]{}
1992 \define@boolkey{AMCopen}{lineup}[false]{}
1993 \setkeys{AMCopen}{dots,scan,annotate,lineup,contentcommand}
1994 \newcommand\AMCopenOpts[1]{\setkeys{AMCopen}{#1}}

```

The command `\AMCopen` is similar to `\AMCnumericChoices`, calling either `\AMCopenShow` or `\AMCopenHide`.

```

1995 \newcommand\AMCopen@lines{%
1996   \begin{minipage}{\AMCopen@Width}%
1997     \loop\vspace{\AMCopen@LineHeight}
1998     \hspace*{.5em}\ifAMC@correc\smash{\AMCopen@answer}\def\AMCopen@answer{}\fi%
1999     \ifKV@AMCopen@dots%
2000       \dotfill\hspace*{.5em}
2001     \fi
2002     \ifnum\AMCopen@Lines>\@ne\par\advance\AMCopen@Lines\m@ne\repeat%
2003   \end{minipage}
2004 }
2005 \newcommand\AMCopenShow[2]{

```

```

2006 \ifAMC@ensemble\ifAMCformulaire@dedans%
2007 \AMC@amclog{AUTOQCM[Q=\the\AMCid@quest]^^J}%
2008 \fi\fi%
2009 {\setkeys{AMCOpen}{#1}%
2010 \ifKV@AMCOpen@lineup%
2011 \ifAMC@ensemble\else%
2012 \ifx\@empty\AMCopen@lineuptext\@empty\fi%
2013 \fi%
2014 \ifAMC@correc\smash{\AMCopen@answer}\fi%
2015 \ifx\@empty\AMCopen@lineuptext\@empty%
2016 \dotfill%
2017 \else%
2018 \AMCopen@lineuptext\hfill%
2019 \fi%
2020 \else%
2021 \hspace*{.5em}\linebreak[1]\hspace*{\fill}%
2022 \fi%
2023 {\AMCnoCompleteMulti%
2024 \def\AMCbeginAnswer{}\def\AMCendAnswer{}%
2025 \def\AMCanswer##1##2{\ifAMC@ensemble ##1\else%
2026 \ifAMC@inside@box ##1\else{\AMCboxOutsideLetter{##1}{##2}}\fi\fi%
2027 \hspace{\AMCopen@Hspace}}%
2028 \fbboxsep=\AMCopen@boxmargin%
2029 \fbboxrule=\AMCopen@boxframerule%
2030 \fcolorbox{\AMCocol@BoxFrameRule}{\AMCocol@Background}{%
2031 \ifAMC@ensemble\AMCopen@question%
2032 \ifx\@empty\AMCopen@question\@empty\else\hspace{\AMCopen@Hspace}\fi%
2033 \fi%
2034 \begin{choicescustom}[o]%
2035 \ifx\AMCocol@Foreground\@empty\@empty\else%
2036 \def\AMC@boxcolor{\AMCocol@Foreground}%
2037 \fi%
2038 #2%
2039 \ifKV@AMCOpen@scan\else\AMCdontScan\fi%
2040 \ifKV@AMCOpen@annotate\else\AMCdontAnnotate\fi%
2041 \end{choicescustom}%
2042 \ifx\@empty\AMCotextReserved\@empty%
2043 \hspace{-\AMCopen@Hspace}%
2044 \else%
2045 \ifx\AMCocol@Foreground\@empty\@empty%
2046 \AMCotextReserved%
2047 \else%
2048 \textcolor{\AMCocol@Foreground}{\AMCotextReserved}%
2049 \fi%
2050 \fi%
2051 }}%
2052 \ifKV@AMCOpen@lineup\else%
2053 \par\nobreak\noindent%
2054 \hspace*{\fill}{%
2055 \fbboxrule=\AMCopen@framerule%

```

```

2056      \fcolorbox{\AMCocol@FrameRule}{white}{%
2057      \csname\AMCopen@contentcommand\endcsname
2058      }}%
2059      \vspace{\AMCpostOquest}\par%
2060      \fi%
2061  }%
2062  \ifAMC@ensemble\ifAMCformulaire@dedans%
2063  \AMC@amclog{AUTOQCM[FQ]^^J}%
2064  \fi\fi%
2065 }
2066 \newcommand\AMCopenHide[2]{%
2067   \AMCotextGoto%
2068   \ifAMC@qbloc\else\vspace{1.5ex}\par\fi%
2069 }
2070 \def\AMCopen{%
2071   \AMC@if@separate@question{\AMC@mem@category{open}}%
2072   \AMCformatChoices{\AMCopenShow}{\AMCopenHide}%
2073 }

```

#### 4.15 Boxes with letters only

`\AMCBoxOnly` Sometimes the letters printed in the boxes (or just after them) are enough to describe the answers. In such cases, printing the boxes both on the question and on the answer sheet is not necessary. The `\AMCBoxOnly{<options>}{<choices>}` can be used as a replacement for the `choices` environment:

```

\begin{question}{arm}
  Which letter shows the \textit{arm} on the diagram?
  \AMCBoxOnly{ordered=true}{\wrongchoice[A]{}\correctchoice[B]{}%
    \wrongchoice[C]{}\wrongchoice[D]{}%
  }
\end{question}

2074 \def\AMCbotextGoto{}
2075 \def\AMCbo@help{}
2076 \define@key{AMCBoxOnly}{help}{\def\AMCbo@help{#1}}
2077 \define@boolkey{AMCBoxOnly}{ordered}[false]{}
2078 \setkeys{AMCBoxOnly}{ordered}
2079 \newcommand\AMCboOpts[1]{\setkeys{AMCBoxOnly}{#1}}
2080 \newcommand\AMCboShow[2]{%
2081   \ifAMC@ensemble\ifAMCformulaire@dedans%
2082     \AMC@amclog{AUTOQCM[Q=\the\AMCid@quest]^^J}%
2083     \fi\fi%
2084   {\setkeys{AMCBoxOnly}{#1}%
2085     \def\AMCbeginAnswer{}\def\AMCendAnswer{}%
2086     \def\AMCanswer##1##2{\hspace{\AMCformHSpace} \ifAMC@ensemble ##1\else%
2087       \ifAMC@inside@box ##1\else\AMCboxOutsideLetter{##1}{##2}\fi\fi%
2088     }%
2089     \ifAMC@ensemble\AMCbo@help\fi%
2090     \ifKV@AMCBoxOnly@ordered%
2091       \begin{choicescustom}[o]%
2092       \else%

```



```

2093     \begin{choicescustom}%
2094     \fi%
2095     #2
2096     \end{choicescustom}%
2097 }%
2098 \ifAMC@ensemble\ifAMCformulaire@dedans%
2099 \AMC@amclog{AUTOQCM[FQ]^^J}%
2100 \fi\fi%
2101 }
2102 \newcommand\AMCboHide[2]{
2103   \AMCbotextGoto%
2104   \ifAMC@qbloc\else\vspace{1.5ex}\par\fi%
2105 }
2106 \def\AMCBoxOnly{%
2107   \AMC@if@separate@question{\AMC@mem@category{box}}%
2108   \AMCformatChoices{\AMCboShow}{\AMCboHide}%
2109 }

```

## 4.16 Page formatting

### 4.16.1 Watermark

`\AMCw@termark` These commands are used to print a grey “DRAFT” under each page, so as to prevent from printing old versions of the subject.

```

2110 \DeclareFontShape{OT1}{cmr}{b}{n}{<35->cmr17}{-}
2111 \def\AMC@watertext{\AMC@loc@draft}
2112 \newcommand\AMCw@termark{%
2113   \setlength{\@tempdimb}{.5\paperwidth}%
2114   \setlength{\@tempdimc}{-.5\paperheight}%
2115   \put(\strip@pt\@tempdimb,\strip@pt\@tempdimc){%
2116     \makebox(0,0){\rotatebox{45}{\AMC@LR{%
2117       \textcolor[gray]{0.8}{
2118         \fontencoding{OT1}\fontfamily{cmr}
2119         \fontseries{b}\fontshape{n}
2120         \fontsize{90pt}{120pt}
2121         \selectfont
2122         \AMC@watertext}}}}}
2123 \newcommand\AMCw@terprint[1]{%
2124   \setbox\@tempboxa\vbox to \z@{%
2125     \vbox{%
2126       \hbox to \z@{%
2127         #1\hss}\vss}
2128   \dp\@tempboxa\z@
2129   \box\@tempboxa}

```

### 4.16.2 Signs for scan analysis

The following code sets up all the signs to be printed on the pages so as to be able to recognize the position of the boxes on the scans. Four circles ● are printed on the corners (see `\m@rqueCalage`),

and binary boxes show the student sheet number (see \AMCIDBoxesA), the page (see \AMCIDBoxesB) and a checking number (see \AMCIDBoxesC).

\AMC@intituleHead is the title to be printed at the beginning (used for corrected sheet, and empty on subject). \AMC@note is printed at the bottom of each page. You can change its value using \AMCsetFoot{\foot}.

```

2130 \def\AMCccercle#1#2{%
2131   {\setlength{\unitlength}{1mm}%
2132     \begin{picture}(\#1,\#1)(-#2,-#2)\thinlines\circle*{\#1}\end{picture}}}
2133 \def\m@rqueCalage{\AMCccercle{3.6}{1.8}}
2134 \def\m@rque#1{\AMC@tracebox{1}{\#1}{\m@rqueCalage}}
2135 \def\he@dtaille#1{\vbox to 1cm{\#1}}
2136 \def\he@dbas#1{\he@dtaille{\vspace*{\fill}\#1}}
2137 \def\he@dhaut#1{\he@dtaille{\#1\vspace*{\fill}}}
2138 \def\AMC@intituleHead{\AMC@loc@corrected}
2139 \def\AMC@note{}
2140 \def\AMCsetFoot#1{\def\AMC@note{\#1}}
2141 \newcommand\AMCStudentNumber{\the\AMCid@etud}
2142 \newcommand\AMCIDBoxesA{\AMC@binaryCode{id=1,ndigits=\AMC@NCBetud}}{\the\AMCid@etud}}
2143 \newcommand\AMCIDBoxesB{\AMC@binaryCode{id=2,ndigits=\AMC@NCBpage}}{\thepage}}
2144 \newcommand\AMCIDBoxesC{\AMC@binaryCode{id=3,ndigits=\AMC@NCBcheck}}{\the\AMCid@check}}
2145 \newcommand\AMCIDBoxesABC{%
2146   \hbox{\vbox{\noindent\AMCIDBoxesA\
2147     \noindent\AMCIDBoxesB\AMCIDBoxesC}}}%
2148 }
2149 \AtBeginPage{\ifAMC@pagelayout\global\advance\AMCid@check\m@ne%
2150   \ifnum\AMCid@check<1\global\AMCid@check=\AMCid@checkmax\fi%
2151   \AMC@pagepos%
2152   \ifAMC@watermark\ifAMC@correthead\else\AMCw@terprint{\AMCw@termark}%
2153     \fi\fi\fi}
2154 \fancypagestyle{AMCpageHeadOnly}{%
2155   \fancyhf{}\fancyhead[C]{\textsc{\AMC@intituleHead}}%
2156   \renewcommand{\headrulewidth}{0pt}%
2157   \renewcommand{\footrulewidth}{0pt}%
2158 }
2159 \fancypagestyle{AMCpageFull}{%
2160   \fancyhf{}%
2161   \fancyhead[L]{\AMC@LR{\he@dbas{\leavevmode\m@rque{positionHG}}}}%
2162   \fancyhead[R]{\AMC@LR{\he@dbas{\leavevmode\m@rque{positionHD}}}}%
2163   \fancyfoot[L]{\AMC@LR{\leavevmode\m@rque{positionBG}}}%
2164   \fancyfoot[R]{\AMC@LR{\leavevmode\m@rque{positionBD}}}%
2165   \fancyhead[C]{\AMC@LR{\he@dhaut{%
2166     \begin{minipage}[b]{\AMC@CBtaille}\AMCboxColor{black}%
2167       \ifAMCids@top\vbox to \AMCids@height{\texttt{+\the\AMCid@etud/\thepage/\the\AMCid@check+}}\fi%
2168       \AMCIDBoxesABC
2169     \end{minipage}}%
2170     \ifAMCids@side\hbox to \AMCids@width{\hspace*{\fill}}%
2171     \texttt{+\the\AMCid@etud/\thepage/\the\AMCid@check+}}\fi%
2172   }}}%
2173   \fancyhfoffset[EOLR]{5mm}%
2174   \fancyfoot[C]{\AMC@note}%

```

```

2175 \renewcommand{\headrulewidth}{0pt}%
2176 \renewcommand{\footrulewidth}{0pt}%
2177 }
2178 \newcommand\AMCsubjectPageTag{%
2179 \fbox{\texttt{\the\AMCid@etud:\thepage}}}%
2180 }
2181 \fancypagestyle{AMCpageNoMarks}{%
2182 \fancyhf{}%
2183 \fancyhead[R]{\AMCsubjectPageTag}%
2184 \fancyfoot[C]{\AMC@note}%
2185 \renewcommand{\headrulewidth}{0pt}%
2186 \renewcommand{\footrulewidth}{0pt}%
2187 }
2188 \fancypagestyle{AMCpageEmpty}{%
2189 \fancyhf{}%
2190 \renewcommand{\headrulewidth}{0pt}%
2191 \renewcommand{\footrulewidth}{0pt}%
2192 }
2193 \AtBeginDocument{%
2194 \ifAMC@pagelayout%
2195 \ifAMC@correthead
2196 \pagestyle{AMCpageHeadOnly}
2197 \else
2198 \pagestyle{AMCpageFull}
2199 \fi
2200 \fi
2201 }

```

## 4.17 Defining a single exam copy content

`\onecopy` The command `\onecopy[ $\langle n \rangle$ ]{ $\langle code \rangle$ }` generates  $\langle n \rangle$  copies of the subject that is described in  $\langle code \rangle$ . The L<sup>A</sup>T<sub>E</sub>X code  $\langle code \rangle$  that generates a single copy can be a little long, so that the environment `examcopy` is often preferred.

```

2202 \newcommand{\onecopy}[2]{%
2203 \ifx\AMCNombreCopies\undefined\AMCnum@copies=#1%
2204 \else\AMCnum@copies=\AMCNombreCopies\fi%
2205 \AMC@amclog{AUTOQCM[TOTAL=\the\AMCnum@copies]^^J}%
2206 \AMCid@etud=\AMCid@etudstart%
2207 \ifnum\AMCid@etud=0\AMCid@etud=\AMC@premierecopie\fi%
2208 \AMCid@etudfin=\AMCnum@copies%
2209 \advance\AMCid@etudfin\AMCid@etud\relax%
2210 \ifAMC@correthead\AMCid@etudfin=\AMC@premierecopie\fi
2211 \ifAMC@pdfform\begin{Form}\fi%
2212 \loop{%
2213 \ifAMC@calibration\protected@write\AMC@XYFILE{}{%
2214 \string\rngstate{\the\AMCid@etud}{\the\AMC@SR}%
2215 }\fi%
2216 \AMC@zoneformulairefalse\setcounter{page}{1}\setcounter{section}{0}%
2217 \ifAMC@ensemble\ifAMC@automarks\pagestyle{AMCpageNoMarks}\fi\fi%
2218 \AMCnumero{1}%

```

```

2219 \ifAMC@calibration\AMC@amclog{AUTOQCM[ETU=\the\AMCid@etud]^^J}\fi%
2220 \AMC@keepmemoryfalse%
2221 #2%
2222 \ifAMC@keepmemory\else\AMC@mem@clear\fi%
2223 \clearpage}%
2224 \advance\AMCid@etud\@ne\ifnum\AMCid@etud<\AMCid@etudfin\repeat%
2225 \global\AMCid@etudstart=\AMCid@etud%
2226 \ifAMC@pdfform\end{Form}\fi%
2227 }

```

**\AMCaddpagesto** In some situations, one needs all question sheets to have the same number of pages. The command **\AMCaddpagesto{<n>}** adds enough (white) pages to get at least <n> pages in the current question sheet.

```

2228 \newcount\AMC@addpages
2229 \newcommand{\AMCaddpagesto}[1]{%
2230 \AMC@addpages=#1\advance\AMC@addpages\@ne%
2231 \clearpage%
2232 \@whilenum\thepage<\AMC@addpages\do{%
2233 \ifAMC@automarks\pagestyle{AMCpageEmpty}\fi%
2234 \hbox{}\clearpage%
2235 }%
2236 }

```

**AMCcleardoublepage** If you want to print the subject all at one time in duplex mode, it is necessary to end each subject with an even number of pages. This can be achieved using **\AMCcleardoublepage** at the end of the copy definition. This command is also useful inserted before the separate answer sheet (if any).

```

2237 \def\AMCcleardoublepage{%
2238 \clearpage%
2239 \ifodd\thepage\else%
2240 \ifAMC@automarks\pagestyle{AMCpageEmpty}\fi%
2241 \hbox{}\clearpage%
2242 \fi%
2243 }

```

**\exemplairepair** To make some differences in the copies, checking if the student sheet number is odd, with **\exemplairepair** construct, can be useful.

```

2244 \def\exemplairepair{\ifodd\AMCid@etud}

```

**\AMClabel** Commands **\AMClabel**, **\AMCref** and **\AMCpageref** replaces L<sup>A</sup>T<sub>E</sub>X's **\label**, **\ref** and **\pageref** to be able to use different labels for different sheets.

```

\AMCref 2245 \newcommand\AMCstudentlabel[1]{\the\AMCid@etud-#1}
2246 \def\AMClabel#1{\expandafter\label\AMCstudentlabel{#1}}
2247 \def\AMCref#1{\expandafter\ref\AMCstudentlabel{#1}}
2248 \def\AMCpageref#1{\expandafter\pageref\AMCstudentlabel{#1}}

```

**\AMCqlabel** A label can be created for current question with **\AMCqlabel{<label>}**. This label can be used with **\AMCref** and **\AMCpageref**. This command is defined for backward compatibility only, since **\AMClabel** can also be used.

```

2249 \newcommand{\AMCqlabel}[1]{%

```

```

2250 \AMClabel{#1}%
2251 }

```

## 4.18 Pre-association

`\AMCassociation` Association between sheets and students can be made before the exam with the `\AMCassociation[filename]{id}` command. The optional argument *filename* will be used when printing student sheets to files.

```

2252 \newcommand{\AMCassociation}[2][{}]{%
2253   \ifAMC@calibration%
2254   \immediate\write\AMC@XYFILE{\string\association{\the\AMCid@etud}{#2}{#1}}%
2255   \fi%
2256 }

```

`\MCstudentslistfile` You can also pass AMC the path to the CSV file with students, and the unique key that can be used, with `\AMCstudentslistfile{path}{key}`.

```

2257 \newcommand{\AMCstudentslistfile}[2]{%
2258   \ifAMC@calibration%
2259   \immediate\write\AMC@XYFILE{\string\with{studentslistfile=#1}}%
2260   \immediate\write\AMC@XYFILE{\string\with{studentslistkey=#2}}%
2261   \fi%
2262 }

```

## 4.19 Package options

See section 3.1 for the options descriptions.

```

2263 \def\AMC@lang@code{}
2264 \DeclareOptionX{noshuffle}{\AMC@ordretrue}
2265 \DeclareOptionX{noshufflegroups}{\AMC@shuffleGfalse}
2266 \DeclareOptionX{fullgroups}{\AMC@fullGroupstrue}
2267 \DeclareOptionX{answers}{\AMC@corretheadtrue\AMC@correcttrue}
2268 \DeclareOptionX{indivanswers}{\AMC@correcttrue}
2269 \DeclareOptionX{textpos}{\AMC@textPostrue}
2270 \DeclareOptionX{extractonly}{\AMC@extractOnlytrue\AMC@textPostrue\AMC@boxStyle{shape=none}\AMC@boxedAnswers}
2271 \DeclareOptionX{box}{\AMC@qbloctrue}
2272 \DeclareOptionX{asbox}{\AMC@asqbloctrue}
2273 \DeclareOptionX{separateanswersheet}{\AMC@ensembletrue}
2274 \DeclareOptionX{digits}{\AMC@inside@digittrue}
2275 \DeclareOptionX{ordre}{\AMC@ordretrue}
2276 \DeclareOptionX{correc}{\AMC@corretheadtrue\AMC@correcttrue}
2277 \DeclareOptionX{modele}{\AMC@corretheadtrue\AMC@correcfalse\AMC@ordretrue}
2278 \DeclareOptionX{correcindiv}{\AMC@correcttrue}
2279 \DeclareOptionX{init}{\AMC@SR@time}
2280 \DeclareOptionX{bloc}{\AMC@qbloctrue}
2281 \DeclareOptionX{completemulti}{\AMC@complete@multitrue}
2282 \DeclareOptionX{insidebox}{\AMC@inside@boxtrue}
2283 \DeclareOptionX{ensemble}{\AMC@ensembletrue}
2284 \DeclareOptionX{chiffres}{\AMC@inside@digittrue}
2285 \DeclareOptionX{outsidebox}{\AMC@outside@boxtrue}
2286 \DeclareOptionX{calibration}{\AMC@calibrationtrue}

```

```

2287 \DeclareOptionX{nowatermark}{\AMC@watermarkfalse}
2288 \newcommand\AMC@catalogMode{%
2289   \AMC@catalogtrue%
2290   \AMC@watermarkfalse\AMC@correctheadtrue%
2291   \AMC@correcttrue\AMC@ordrettrue\AMC@shuffleGfalse%
2292   \AMC@fullGroupstrue%
2293   \def\AMC@intituleHead{\AMC@loc@catalog}\AMC@affichekeystrue}
2294 \newcommand\AMC@keys@next{\AMC@keyslinefalse}
2295 \newcommand\AMC@keys@line{\AMC@keyslinetrue}
2296 \DeclareOptionX{catalog}{\AMC@catalogMode}
2297 \DeclareOptionX{keys}[next]{\csname AMC@keys@#1\endcsname{}}
2298 \DeclareOptionX{francais}{\def\AMC@lang@code{FR}\AMC@loc@FR}
2299 \DeclareOptionX{lang}{\def\AMC@lang@code{#1}\csname AMC@loc@#1\endcsname}
2300 \DeclareOptionX{versionA}{%
2301   \def\AMCid@checkmax{31}\def\AMC@NCBetud{9}\def\AMC@NCBpage{4}%
2302   \def\AMC@NCBcheck{5}\setlength{\AMC@CBtaille}{4cm}%
2303   \def\AMC@premierecopie{100}}
2304 \DeclareOptionX{plain}{\AMC@plaintrue}
2305 \DeclareOptionX{nopage}{\AMC@pagelayoutfalse}
2306 \DeclareOptionX{postcorrect}{\AMC@postcorrecttrue}
2307 \DeclareOptionX{automarks}{\AMC@automarkstrue}
2308 \newif\ifAMCneeds@storebox\AMCneeds@storeboxfalse
2309 \DeclareOptionX{storebox}{\AMCneeds@storeboxtrue}
2310 \DeclareOptionX{pdfform}{\AMC@pdfformtrue}
2311 \DeclareOptionX{codedigit}{\AMC@codeID@{#1}}
2312 \newif\ifAMC@survey\AMC@surveyfalse
2313 \DeclareOptionX{survey}{\AMC@surveytrue}
2314 \ProcessOptionsX
2315 \ifAMCneeds@storebox
2316   \RequirePackage{storebox}\AtBeginDocument{}}}%
2317 \fi
2318 \ifAMC@pdfform
2319   \AMC@amclog{AUTOQCM[VAR:project:pdfform=1]^^J}%
2320   \AMC@boxStyle{shape=form}%
2321   \RequirePackage[pageanchor=false]{hyperref}%
2322 \else%
2323   \AMC@amclog{AUTOQCM[VAR:project:pdfform=0]^^J}%
2324 \fi
2325 \AtBeginDocument{%
2326   \ifAMCneeds@storebox%
2327     \let\AMC@new@savebox=\newstorebox%
2328     \let\AMC@save@box=\storebox%
2329     \let\AMC@use@box=\usestorebox%
2330   \fi%
2331   \AMC@new@savebox{\AMC@ovalbox@R}%
2332   \AMC@new@savebox{\AMC@ovalbox@RF}%
2333   \AMC@new@savebox{\AMC@ovalbox@}%
2334   \AMC@new@savebox{\AMC@ovalbox@F}%
2335   \AMC@shapeprepare%
2336 }

```

## 4.20 Survey add-on

Some code and *tikz* settings to help handling surveys, see [https://survey.codes/pdf/surveyamc\\_manual.pdf](https://survey.codes/pdf/surveyamc_manual.pdf) for more details. This survey add-on is originally written by Claudia Saalbach.

Questionnaires

```
auto 2337 \ifAMC@survey
question-auto 2338 \NewEnviron{Questionnaires}[1]{
  values 2339 \onecopy{#1}{
    values-auto 2340 \BODY
  variable-auto 2341 }
  \answer 2342 }
    2343 \NewEnviron{auto}[1]{
    2344 \csvreader[head to column names, separator=tab]{#1}{}{
    2345 \BODY
    2346 }
    2347 }
    2348 \NewEnviron{question-auto}[3]{
    2349 \csvreader[head to column names, separator=tab]{#1}{}{
    2350 \ifcsvstrcmp{#2}{#3}{\BODY \}\}
    2351 }
    2352 }
    2353 \newenvironment{values}{}{}
    2354 \NewEnviron{values-auto}[5]{
    2355 \csvreader[head to column names, separator=tab]{#1}{}{
    2356 \ifcsvstrcmp{#2}{#3}{
    2357 \ifcsvstrcmp{#4}{#5}{\BODY \}\}
    2358 }{}
    2359 }{}
    2360 }
    2361 }
    2362 \NewEnviron{variable-auto}[3]{
    2363 \foreach \x in {#3}{
    2364 \csvreader[head to column names, separator=tab]{#1}{}{
    2365 \ifcsvstrcmp{#2}{\x}{\BODY}{}
    2366 }
    2367 }
    2368 }
    2369 \newcommand{\answer}[5][[]]{\global\advance\AMCrep@count\@ne\relax%
    2370 \ifAMC@calibration\AMC@amclog{AUTOQCM[REP=\the\AMCrep@count:B]^^J}\fi%
    2371 \global\AMC@bonnettrue%
    2372 \AMCload@@reponse{\une@rep{\ifAMC@correc\AMC@box{#1}{\AMC@checkbox}%
    2373 \else\AMC@box{#1}{\fi}{#2}{#3}{#4}{#5}}{\the\AMCrep@count}\ignorespaces}
    2374 \RequirePackage{tikz}
    2375 \usetikzlibrary{positioning, shapes, arrows, tikzmark, decorations.pathreplacing}
    2376 \tikzset{
    2377   checkbox-sc/.style={
    2378     right=of lab\thecsvrow
    2379   },
    2380   vallab-sc/.style={
    2381     text width=4cm,
```

```

2382     align=left,
2383   },
2384   checkbox-mc/.style={
2385   },
2386   vallab-mc/.style={
2387     above=of box\thecsvrow,
2388     text width=1.4cm,
2389     align=center,
2390   },
2391   varlab-mc/.style={
2392     text width=4cm,
2393     align=left,
2394   },
2395   node distance= 0mm,
2396 }
2397 \fi

```

## 4.21 Package Errors

`\AMC@error@explain` Error to display if `\explain` command is used outside question like environments

```

2398 \def\AMC@error@explain{\PackageError{automultiplechoice}{
2399   Command \protect\explain\space can only be used inside\MessageBreak question like environments}{Something
2400 }}

```

## 4.22 Optional features

This package tries to see if optional packages `environ` and `etex` are loadable, and load them if possible. This behaviour can be cancelled by using `plain` option.

```

2401 \ifAMC@plain
2402 \else
2403   \IfFileExists{environ.sty}{\RequirePackage{environ}}{}
2404   \ifx\eTeXversion\@undefined
2405     \else
2406       \RequirePackage{etex}
2407   \fi
2408 \fi

```

`examcopy` Then, if `environ` package is loaded and defines command `\NewEnviron`, environment `examcopy` is defined.

Environment `{examcopy}[\langle n \rangle]` does the same as command `onecopy`: it encloses  $\text{\LaTeX}$  code which makes *one* exam copy. Optional argument  $\langle n \rangle$  gives the number of desired copies – this can also be modified redefining `\AMCNombreCopies`.

```

2409 \@ifpackageloaded{environ}{%
2410   \ifx\NewEnviron\undefined\PackageWarning{automultiplechoice}%
2411     {Package environ loaded but too old version:
2412       environnement examcopy/copieexamen will NOT be defined.}%
2413   \else\NewEnviron{examcopy}[1][5]{\onecopy{#1}{\BODY}}\fi}%
2414 {\PackageWarning{automultiplechoice}%

```



```

2415 {Package environ not loaded: environnement
2416   examcopy/copieexamen will NOT be defined.}}

```

## 4.23 Use with recent LuaTeX versions

In recent LuaTeX versions, the commands `pdfsavepos`, `pdflastxpos` and `pdflastypos` has been renamed, stripping the `pdf` part. The following code tries to detect this situation and make the bindings between the old and new command names.

```

2417 \ExplSyntaxOn
2418
2419 \cs_if_exist:NTF \pdfsavepos { } {
2420   \cs_if_exist:NTF \savepos { \cs_new_eq:NN \pdfsavepos \savepos } { }
2421 }
2422 \cs_if_exist:NTF \pdflastxpos { } {
2423   \cs_if_exist:NTF \lastxpos { \cs_new_eq:NN \pdflastxpos \lastxpos } { }
2424 }
2425 \cs_if_exist:NTF \pdflastypos { } {
2426   \cs_if_exist:NTF \lastypos { \cs_new_eq:NN \pdflastypos \lastypos } { }
2427 }

```

In some situations, the *page* dimensions are different from the *paper* dimensions. This must be taken into account when computing coordinates.

```

2428
2429 \cs_if_exist:NTF \pdfpagewidth { } {
2430   \cs_new_eq:NN \pdfpagewidth \paperwidth
2431 }
2432 \cs_if_exist:NTF \pdfpageheight { } {
2433   \cs_new_eq:NN \pdfpageheight \paperheight
2434 }
2435
2436 \ExplSyntaxOff

```

## 4.24 External control

```

\SujetExterne   Some of the package options can be controlled defining \xxxExterne commands. For example, the
\ScoringExterne following command will format the subject document, whatever options are used in the LATEX file:
\CorrigeExterne
\CorrigeIndivExterne pdfflatex '\nonstopmode\def\SujetExterne{1}\def\NoWatermarkExterne{1}\input{mcq.tex}'
\NoWatermarkExterne
2437 \ifx\SujetExterne\undefined\else
2438 \message{***SUJET***^J}
2439 \AMC@calibrationtrue\AMC@correcfalse\AMC@correcheadfalse\AMC@watermarkfalse
2440 \fi
2441 \ifx\ScoringExterne\undefined\else
2442 \message{***SCORING***^J}
2443 \AMC@calibrationtrue\AMC@correcfalse\AMC@correcheadfalse\AMC@watermarkfalse\AMC@invisibletrue
2444 \fi
2445 \ifx\CorrigeExterne\undefined\else
2446 \message{***CORRIGE***^J}
2447 \AMC@calibrationfalse\AMC@correcheadtrue\AMC@correcttrue\AMC@watermarkfalse

```

```

2448 \fi
2449 \ifx\CorrigeIndivExterne\undefined\else
2450 \message{***CORRIGE***^^J}
2451 \AMC@calibrationfalse\AMC@corretheadfalse\AMC@correcttrue\AMC@watermarkfalse
2452 \fi
2453 \ifx\CatalogExterne\undefined\else
2454 \message{***CATALOG***^^J}
2455 \AMC@catalogMode
2456 \fi
2457 \ifx\NoWatermarkExterne\undefined\else
2458 \AMC@watermarkfalse
2459 \fi
2460 \ifx\codeDigitExterne\undefined\else
2461 \AMC@codeID@{\codeDigitExterne}
2462 \fi

```

## 4.25 Page layout

The following code sets the correct page layout to have room for signs for scan analysis, and prepares watermark printing:

```

2463 \@ifpackageloaded{geometry}{\usepackage{geometry}}
2464 \ifAMC@pagelayout
2465   \ifAMC@correthead
2466     \geometry{hmargin=3cm,vmargin={1cm,1cm},includeheadfoot,headheight=1cm,footskip=1cm}
2467   \else
2468     \geometry{hmargin=3cm,headheight=2cm,headsep=.3cm,footskip=1cm,top=3.5cm,bottom=2.5cm}
2469   \fi
2470   \ifAMC@watermark
2471     \ifAMC@correthead\else
2472       \def\AMC@note{\begin{minipage}{0.65\linewidth}
2473         \AMC@LR{\textcolor{blue}{\AMC@loc@message}}
2474       \end{minipage}}
2475     }
2476   \fi
2477 \fi
2478 \fi

```

## 4.26 Initialisation

Initialisation of the check counter:

```

2479 \AMC@id@check=\AMC@id@checkmax\advance\AMC@id@check\@ne

```

Telling outside if separate answer sheet, and boxes labelling, are requested:

```

2480 \ifAMC@ensemble\AMC@amclog{AUTOQCM[VAR:ensemble=1]^^J}\fi
2481 \ifAMC@inside@box\AMC@amclog{AUTOQCM[VAR:insidebox=1]^^J}\fi
2482 \ifAMC@outside@box\AMC@amclog{AUTOQCM[VAR:outsidebox=1]^^J}\fi
2483 \ifAMC@postcorrect\AMC@amclog{AUTOQCM[VAR:postcorrect=1]^^J}\fi

```

Preparing writing to .xy file :

```

2484 \ifAMC@calibration

```

```

2485 \newwrite\AMC@XYFILE%
2486 \immediate\openout\AMC@XYFILE\jobname.xy%
2487 \immediate\write\AMC@XYFILE{\string\version{\AMC@VERSION}}
2488 \immediate\write\AMC@XYFILE{\string\with{codedigit=squarebrackets}}
2489 \immediate\write\AMC@XYFILE{\string\with{version=\AMC@VERSION}}
2490 \immediate\write\AMC@XYFILE{\string\with{ensemble=\ifAMC@ensemble yes\else no\fi}}
2491 \immediate\write\AMC@XYFILE{\string\with{insidebox=\ifAMC@inside@box yes\else no\fi}}
2492 \immediate\write\AMC@XYFILE{\string\with{outsidebox=\ifAMC@outside@box yes\else no\fi}}
2493 \immediate\write\AMC@XYFILE{\string\with{postcorrect=\ifAMC@postcorrect yes\else no\fi}}
2494 \immediate\write\AMC@XYFILE{\string\with{extractonly=\ifAMC@extractOnly yes\else no\fi}}
2495 \immediate\write\AMC@XYFILE{\string\with{lang=\AMC@lang@code}}
2496 \ifx\AMCNombreCopies\undefined%
2497 \immediate\write\AMC@XYFILE{\string\with{ncopies=default}}}%
2498 \else%
2499 \immediate\write\AMC@XYFILE{\string\with{ncopies=\AMCNombreCopies}}}%
2500 \fi%
2501 \fi

    Preparing writing to .cs file :

2502 \ifAMC@catalog%
2503 \newwrite\AMC@CSFILE%
2504 \immediate\openout\AMC@CSFILE\jobname.cs%
2505 \fi%

```

## 4.27 French command names

For backward compatibility, a lot of commands have their french counterpart:

```

2506 \let\reponses=\choices\let\endreponses=\endchoices
2507 \let\reponseshoriz=\choiceshoriz\let\endreponseshoriz=\endchoiceshoriz
2508 \let\reponsesperso=\choicescustom\let\endreponsesperso=\endchoicescustom
2509 \let\bonne=\correctchoice
2510 \let\mauvaise=\wrongchoice
2511 \let\bareme=\scoring
2512 \let\baremeDefaultM=\scoringDefaultM
2513 \let\baremeDefaultS=\scoringDefaultS
2514 \def\exemplaire{\AMC@loc@FR\onecopy}
2515 \@ifpackageloaded{environ}{%
2516   \let\copieexamen=\examcopy\let\endcopieexamen=\endexamcopy}{%
2517 \let\melangegroupe=\shufflegroup
2518 \let\restituegroupe=\insertgroup
2519 \let\alafin=\lastchoices
2520 \let\formulaire=\AMCform
2521 \let\AMCdebutFormulaire=\AMCformBegin
2522 \let\champnom=\namefield
2523 \let\choixIntervalles=\AMCIntervals

```

## 5 Outputs

In the .xy file,  $1/\langle n \rangle$  means student sheet number 1 (there is only one “student sheet” for this document as we did not use \onecopy) and page number  $\langle n \rangle$  inside this student sheet. Then, each instance of the \tracepos command shows  $x$  and  $y$  positions as arguments #2 and #3 (unit is sp, such that  $65536 \times 72.27$  sp is one inch). One has to take min and max of the  $x$ -values to determine the left and right position of the box, and min and max values of  $y$ -values to determine top and bottom position of the box.

### 5.1 namefield command

Lines in the .xy file from a \namefield command:

```
\tracepos{0/35:nom}{0sp}{26831454sp}{square}
\tracepos{0/35:nom}{6038827sp}{0sp}{square}
\tracepos{0/35:nom}{16026323sp}{0sp}{square}
\tracepos{0/35:nom}{0sp}{23846276sp}{square}
```

### 5.2 AMCboxedchar command

Lines in the .xy file from a \AMCboxedchar command:

```
\tracepos{0/35:test}{22597209sp}{10756930sp}{square}
\tracepos{0/35:test}{23302629sp}{10051510sp}{square}
```

### 5.3 AMCcode command

Lines in the .xy file from a \AMCcode command. Here,  $\text{code}.\langle n \rangle:\langle q \rangle,\langle v \rangle$  relates to digit number  $\langle n \rangle$  from the right ( $\langle n \rangle=1$  for units,  $\langle n \rangle=2$  for tens,  $\langle n \rangle=3$  for hundreds and so on), question number  $\langle q \rangle$  (\AMCcode uses a fake question; this number can be ignored), and value  $\langle v \rangle-1$  (box number  $\langle v \rangle$  for the digit).

```
\tracepos{0/59:case:code[5]:16,1}{25579605sp}{22167771sp}{square}
\tracepos{0/59:case:code[5]:16,1}{26285025sp}{21462351sp}{square}
\boxchar{0/59:case:code[5]:16,1}{A}
\tracepos{0/59:case:code[5]:16,2}{25579605sp}{21053659sp}{square}
\tracepos{0/59:case:code[5]:16,2}{26285025sp}{20348239sp}{square}
\boxchar{0/59:case:code[5]:16,2}{B}
\tracepos{0/59:case:code[5]:16,3}{25579605sp}{19939547sp}{square}
\tracepos{0/59:case:code[5]:16,3}{26285025sp}{19234127sp}{square}
\boxchar{0/59:case:code[5]:16,3}{C}
\tracepos{0/59:case:code[5]:16,4}{25579605sp}{18825435sp}{square}
\tracepos{0/59:case:code[5]:16,4}{26285025sp}{18120015sp}{square}
\boxchar{0/59:case:code[5]:16,4}{D}
\tracepos{0/59:case:code[4]:17,1}{27244404sp}{24395995sp}{square}
\tracepos{0/59:case:code[4]:17,1}{27949824sp}{23690575sp}{square}
\boxchar{0/59:case:code[4]:17,1}{0}
\tracepos{0/59:case:code[4]:17,2}{27244404sp}{23281883sp}{square}
```

```

\tracepos{0/59:case:code[4]:17,2}{27949824sp}{22576463sp}{square}
\boxchar{0/59:case:code[4]:17,2}{1}
\tracepos{0/59:case:code[4]:17,3}{27244404sp}{22167771sp}{square}
\tracepos{0/59:case:code[4]:17,3}{27949824sp}{21462351sp}{square}
\boxchar{0/59:case:code[4]:17,3}{2}
\tracepos{0/59:case:code[4]:17,4}{27244404sp}{21053659sp}{square}
\tracepos{0/59:case:code[4]:17,4}{27949824sp}{20348239sp}{square}
\boxchar{0/59:case:code[4]:17,4}{3}
\tracepos{0/59:case:code[4]:17,5}{27244404sp}{19939547sp}{square}
\tracepos{0/59:case:code[4]:17,5}{27949824sp}{19234127sp}{square}
\boxchar{0/59:case:code[4]:17,5}{4}
\tracepos{0/59:case:code[4]:17,6}{27244404sp}{18825435sp}{square}
\tracepos{0/59:case:code[4]:17,6}{27949824sp}{18120015sp}{square}
\boxchar{0/59:case:code[4]:17,6}{5}
\tracepos{0/59:case:code[3]:18,1}{28736261sp}{24395995sp}{square}
\tracepos{0/59:case:code[3]:18,1}{29441681sp}{23690575sp}{square}
\boxchar{0/59:case:code[3]:18,1}{0}
\tracepos{0/59:case:code[3]:18,2}{28736261sp}{23281883sp}{square}
\tracepos{0/59:case:code[3]:18,2}{29441681sp}{22576463sp}{square}
\boxchar{0/59:case:code[3]:18,2}{1}
\tracepos{0/59:case:code[3]:18,3}{28736261sp}{22167771sp}{square}
\tracepos{0/59:case:code[3]:18,3}{29441681sp}{21462351sp}{square}
\boxchar{0/59:case:code[3]:18,3}{2}
\tracepos{0/59:case:code[3]:18,4}{28736261sp}{21053659sp}{square}
\tracepos{0/59:case:code[3]:18,4}{29441681sp}{20348239sp}{square}
\boxchar{0/59:case:code[3]:18,4}{3}
\tracepos{0/59:case:code[3]:18,5}{28736261sp}{19939547sp}{square}
\tracepos{0/59:case:code[3]:18,5}{29441681sp}{19234127sp}{square}
\boxchar{0/59:case:code[3]:18,5}{4}
\tracepos{0/59:case:code[3]:18,6}{28736261sp}{18825435sp}{square}
\tracepos{0/59:case:code[3]:18,6}{29441681sp}{18120015sp}{square}
\boxchar{0/59:case:code[3]:18,6}{5}
\tracepos{0/59:case:code[2]:19,1}{30228118sp}{24395995sp}{square}
\tracepos{0/59:case:code[2]:19,1}{30933538sp}{23690575sp}{square}
\boxchar{0/59:case:code[2]:19,1}{0}
\tracepos{0/59:case:code[2]:19,2}{30228118sp}{23281883sp}{square}
\tracepos{0/59:case:code[2]:19,2}{30933538sp}{22576463sp}{square}
\boxchar{0/59:case:code[2]:19,2}{1}
\tracepos{0/59:case:code[2]:19,3}{30228118sp}{22167771sp}{square}
\tracepos{0/59:case:code[2]:19,3}{30933538sp}{21462351sp}{square}
\boxchar{0/59:case:code[2]:19,3}{2}
\tracepos{0/59:case:code[2]:19,4}{30228118sp}{21053659sp}{square}
\tracepos{0/59:case:code[2]:19,4}{30933538sp}{20348239sp}{square}
\boxchar{0/59:case:code[2]:19,4}{3}
\tracepos{0/59:case:code[2]:19,5}{30228118sp}{19939547sp}{square}
\tracepos{0/59:case:code[2]:19,5}{30933538sp}{19234127sp}{square}

```

```

\boxchar{0/59:case:code[2]:19,5}{4}
\tracepos{0/59:case:code[2]:19,6}{30228118sp}{18825435sp}{square}
\tracepos{0/59:case:code[2]:19,6}{30933538sp}{18120015sp}{square}
\boxchar{0/59:case:code[2]:19,6}{5}
\tracepos{0/59:case:code[1]:20,1}{31719975sp}{24395995sp}{square}
\tracepos{0/59:case:code[1]:20,1}{32425395sp}{23690575sp}{square}
\boxchar{0/59:case:code[1]:20,1}{0}
\tracepos{0/59:case:code[1]:20,2}{31719975sp}{23281883sp}{square}
\tracepos{0/59:case:code[1]:20,2}{32425395sp}{22576463sp}{square}
\boxchar{0/59:case:code[1]:20,2}{1}
\tracepos{0/59:case:code[1]:20,3}{31719975sp}{22167771sp}{square}
\tracepos{0/59:case:code[1]:20,3}{32425395sp}{21462351sp}{square}
\boxchar{0/59:case:code[1]:20,3}{2}
\tracepos{0/59:case:code[1]:20,4}{31719975sp}{21053659sp}{square}
\tracepos{0/59:case:code[1]:20,4}{32425395sp}{20348239sp}{square}
\boxchar{0/59:case:code[1]:20,4}{3}
\tracepos{0/59:case:code[1]:20,5}{31719975sp}{19939547sp}{square}
\tracepos{0/59:case:code[1]:20,5}{32425395sp}{19234127sp}{square}
\boxchar{0/59:case:code[1]:20,5}{4}
\tracepos{0/59:case:code[1]:20,6}{31719975sp}{18825435sp}{square}
\tracepos{0/59:case:code[1]:20,6}{32425395sp}{18120015sp}{square}
\boxchar{0/59:case:code[1]:20,6}{5}

```

# Contents

<b>1</b>	<b>Introduction</b>	<b>1</b>
<b>2</b>	<b>Samples</b>	<b>1</b>
2.1	Standard layout . . . . .	4
2.2	Separate answer sheet . . . . .	5
2.3	Without markers . . . . .	6
<b>3</b>	<b>Usage</b>	<b>11</b>
3.1	Package options . . . . .	11
3.2	Questions and answers . . . . .	12
3.3	Scoring . . . . .	14
3.4	Groups of questions . . . . .	14
3.5	Students identification . . . . .	16
3.6	Separate answer sheet . . . . .	17
3.7	Random computation questions . . . . .	17
3.8	French command names . . . . .	20
3.9	Customisation . . . . .	20
3.9.1	Boxes . . . . .	20
3.9.2	Codes . . . . .	22
3.9.3	Answers . . . . .	22
<b>4</b>	<b>Implementation</b>	<b>22</b>
4.1	Variables . . . . .	23
4.2	Dimensions . . . . .	25
4.3	Human readable sheet ID position . . . . .	26
4.4	Localisation . . . . .	27
4.4.1	English . . . . .	27
4.4.2	Catalan . . . . .	27
4.4.3	Dutch . . . . .	28
4.4.4	French . . . . .	28
4.4.5	German . . . . .	28
4.4.6	Italian . . . . .	29
4.4.7	Norwegian . . . . .	29
4.4.8	Portuguese . . . . .	29
4.4.9	Spanish . . . . .	30
4.4.10	Japanese . . . . .	30
4.4.11	Other languages . . . . .	31
4.5	Interaction with other packages . . . . .	31
4.5.1	cleveref . . . . .	31
4.6	Random . . . . .	31
4.6.1	Random pseudo-generator . . . . .	31
4.6.2	Uniform random deviates . . . . .	31
4.6.3	Tokens shuffling . . . . .	32
4.7	Keys numbering . . . . .	32
4.8	Boxes . . . . .	33

4.8.1	Character logging . . . . .	33
4.8.2	Position logging . . . . .	33
4.8.3	Boxes to be checked by students . . . . .	35
4.8.4	Scoring zones . . . . .	41
4.8.5	Binary boxes . . . . .	41
4.9	Checking Environment . . . . .	43
4.10	Handling groups of questions . . . . .	43
4.11	Questions . . . . .	47
4.11.1	Managing answers . . . . .	48
4.11.2	Separate answer sheet . . . . .	49
4.11.3	Formatting answers . . . . .	53
4.11.4	Score zones . . . . .	54
4.11.5	Formatting questions . . . . .	57
4.11.6	Explanations . . . . .	59
4.12	Scoring . . . . .	59
4.13	Numerical data . . . . .	59
4.13.1	Codes . . . . .	59
4.13.2	Numerical questions . . . . .	62
4.13.3	Intervals . . . . .	76
4.14	Open questions . . . . .	77
4.15	Boxes with letters only . . . . .	80
4.16	Page formatting . . . . .	81
4.16.1	Watermark . . . . .	81
4.16.2	Signs for scan analysis . . . . .	81
4.17	Defining a single exam copy content . . . . .	83
4.18	Pre-association . . . . .	85
4.19	Package options . . . . .	85
4.20	Survey add-on . . . . .	87
4.21	Package Errors . . . . .	88
4.22	Optional features . . . . .	88
4.23	Use with recent LuaTeX versions . . . . .	89
4.24	External control . . . . .	89
4.25	Page layout . . . . .	90
4.26	Initialisation . . . . .	90
4.27	French command names . . . . .	91
<b>5</b>	<b>Outputs</b>	<b>92</b>
5.1	<code>namefield</code> command . . . . .	92
5.2	<code>AMCboxedchar</code> command . . . . .	92
5.3	<code>AMCcode</code> command . . . . .	92



# Index

Numbers written in *italic* refer to the page where the corresponding entry is described; numbers underlined refer to the code line of the definition; numbers in *roman* refer to the code lines where the entry is used.

Symbols				
\"	147, 153	1488, 1490, 1492, 1494,	1834, 1837, 1839, 1842,	
\@aucune	832, 836, 837	1497, 1500, 1503, 1506,	1844, 1847, 1851, 1854,	
\@firstoftwo	658	1509, 1512, 1515, 1518,	1856, 1863, 1868, 1870,	
\@ifstar	996, 997	1521, 1530, 1532, 1540,	1910, 2007, 2063, 2082,	
\@secondoftwo	660	1544, 1546, 1558–	2099, 2205, 2219, 2319,	
\@skiphyperreffalse	1165	1565, 1568, 1571, 1575,	2323, 2370, 2480–2483	
\@skiphyperreftrue	1161, 1165	1578, 1581, 1585, 1588,	\AMC@answerBox	477
\@tempboxa	2124, 2128, 2129	1592, 1595, 1600, 1602,	\AMC@answerBox@	358,
\@tempdimb	2113, 2115	1604, 1611, 1613, 1616,	485, 532, 534, 550,	
\@tempdimc	2114, 2115	1625–1628, 1630, 1632,	552, 618, 620, 628, 630	
\~	188, 189, 194, 195	1635, 1640, 1641, 1643,	\AMC@binaryBoxes	651
		1647, 1649, 1652–	\AMC@binaryCode	
		1655, 1657–1659, 1662,	601, 652, 2142–2144	
		1665, 1670, 1672, 1675,	\AMC@box	519, 1046,
\_	1186	1679–1681, 1683, 1686,	1047, 1050, 2372, 2373	
		1691, 1697, 1704, 1705,	\AMC@boxcolor	376, 502, 2036
		1712, 1714–1716, 1718,	\AMC@boxcolor@	
		1721, 1723, 1726, 1729,	376–378, 380,	
		1730, 1735, 1745–	398, 407, 419, 423, 440	
		1754, 1756, 1761, 1762,	\AMC@boxeddown	390, 490, 501
		1765, 1766, 1770–1772,	\AMC@boxedheight	
		1774, 1775, 1777–1781,	403, 417, 418,	
		1783, 1784, 1787, 1789,	420, 421, 424, 425, 469,	
		1794–1797, 1799–1805,	492, 496, 497, 509, 512	
		1808–1811, 1815, 1817,	\AMC@boxedrule	
		1819, 1822, 1827–1832,	395, 417–419, 488, 499	
		1834–1837, 1841, 1842,	\AMC@boxedwidth	
		1844, 1850, 1857, 1862,	406, 417, 418,	
		1864, 1865, 1871, 1880,	420, 421, 424, 425, 469,	
		1882–1885, 1889–1891,	491, 496, 498, 509, 510	
		1895–1898, 1900–1902,	\AMC@catalogMode	
		1915, 1917, 1923, 1932,	2288, 2296, 2455	
		1935, 1936, 1942–	\AMC@CBtaille	599, 2166, 2302
		1948, 1950, 1951, 1954	\AMC@checkedbox	
		\AMC@addpages	2228, 2230, 2232	358, 379, 382,
		\AMC@affecte	278, 1178	432, 434, 444, 450, 460,
		\AMC@amclog	17,	618, 620, 1046, 1549,
		279, 591, 985, 1044,	1569, 1581, 1585, 2372	
		1049, 1196, 1228–1231,	\AMC@chiffres	1232
		1266, 1356, 1548, 1580,	\AMC@crosschar	401, 504
		1582, 1587, 1589, 1594,	\AMC@crossrule	423, 489, 505
		1596, 1605, 1618, 1634,	\AMC@CSFILE	287, 2503, 2504
		1717, 1720, 1736, 1738,	\AMC@definitnumero	279, 283
		1758, 1809, 1816, 1832,	\AMC@draw@crossfalse	381

\AMC@draw@crosstrue . . . . .	383	\AMC@loc@NO . . . . .	172	\AMC@new@savebox . . . . .	359, 2327, 2331–2334
\AMC@error@explain . . . . .	1223, 1225, <u>2398</u>	\AMC@loc@none . . . . .	100, 113, 126, 140, 154, 167, 180, 193, 206, 219, 832	\AMC@note . . . . .	2139, 2140, 2174, 2184, 2472
\AMC@fillcolor@ . . . . .	379, 397, 398, 414, 419	\AMC@loc@PT . . . . .	185	\AMC@numeric@alsocorrect . . . . .	1536, 1853, 1857, 1867, 1871
\AMC@fin@rep . . . . .	<u>819</u> , 1004, 1008, 1012, 1015, 1018	\AMC@loc@q . . . . .	96, 109, 123, 136, 150, 164, 177, 189, 203, 215, 1168	\AMC@numeric@keepas . . . . .	1534, 1846, 1847
\AMC@formBox . . . . .	<u>519</u>	\AMC@loc@qf . . . . .	95, 108, 122, 135, 149, 163, 176, 188, 202, 214, 841	\AMC@numeric@scoreapprox . . . . .	1526, 1813, 1823
\AMC@formBox@ . . . . .	<u>519</u>	\AMC@loc@question . . . . .	101, 114, 127, 141, 155, 168, 181, 194, 207, 220, 226	\AMC@numeric@scoreexact . . . . .	1524, 1812, 1818
\AMC@fullGroupsfalse . . . . .	34	\AMC@loc@questions . . . . .	102, 115, 128, 142, 156, 169, 182, 195, 208, 221, 226	\AMC@numeric@scorewrong . . . . .	1528, 1820, 1823
\AMC@fullGroupstrue . . . . .	2266, 2292	\AMC@logchar . . . . .	<u>286</u> , 387	\AMC@numeration . . . . .	278, 282, 283
\AMC@if@separate@question . . . . .	870, 945, 950, 958, 964, 1350, 1927, 2071, 2107	\AMC@logfile . . . . .	17–19	\AMC@outside@sep . . . . .	494, 500
\AMC@imax . . . . .	712, 724–726	\AMC@LR . . . . .	<u>21</u> , 389, 2116, 2161–2165, 2473	\AMC@oval@radius . . . . .	419, 493, 510, 512
\AMC@intitleHead . . . . .	2138, 2155, 2293	\AMC@makeovalbox . . . . .	412, 431–434	\AMC@ovalbox@ . . . . .	433, 447, 2333
\AMC@keepmemoryfalse . . . . .	2220	\AMC@mem@add . . . . .	900, 946, 953, 960, 967, 1351	\AMC@ovalbox@F . . . . .	434, 445, 2334
\AMC@keepmemorytrue . . . . .	986	\AMC@mem@add@ifneeded . . . . .	<u>857</u> , 1192	\AMC@ovalbox@R . . . . .	430, 431, 453, 2331
\AMC@keyBox@ . . . . .	548, 1267, 1551, 1554	\AMC@mem@addsingle@ifneeded . . . . .	949, 989, 991, 993, 995	\AMC@ovalbox@RF . . . . .	432, 451, 2332
\AMC@keys@line . . . . .	2295	\AMC@mem@addvar . . . . .	905	\AMC@pagepos . . . . .	<u>292</u> , 2151
\AMC@keys@next . . . . .	2294	\AMC@mem@aid . . . . .	924, 959	\AMC@premierecopie . . . . .	600, 2207, 2210, 2303
\AMC@lang@code . . . . .	2263, 2298, 2299, 2495	\AMC@mem@answer . . . . .	956, 1019, 1026–1028, 1033, 1039	\AMC@prepare . . . . .	281, 284, 285
\AMC@loc@CA . . . . .	104	\AMC@mem@category . . . . .	918, 952, 1927, 2071, 2107	\AMC@prepare@element . . . . .	675, 683, 793
\AMC@loc@catalog . . . . .	98, 111, 125, 138, 152, 166, 179, 191, 205, 217, 2293	\AMC@mem@clear . . . . .	875, 2222	\AMC@printformoutside@false . . . . .	523
\AMC@loc@corrected . . . . .	97, 110, 124, 137, 151, 165, 178, 190, 204, 216, 2138	\AMC@mem@clear . . . . .	875, 2222	\AMC@printformoutside@true . . . . .	525, 526
\AMC@loc@DE . . . . .	145	\AMC@mem@next . . . . .	895, 951, 965	\AMC@printkeyoutside@false . . . . .	540
\AMC@loc@draft . . . . .	92, 105, 119, 132, 146, 160, 173, 186, 199, 212, 2111	\AMC@mem@openQuestion . . . . .	963, 1191	\AMC@printkeyoutside@true . . . . .	542, 544
\AMC@loc@ES . . . . .	198	\AMC@mem@qidaffname . . . . .	912, 966	\AMC@qaff . . . . .	842, <u>1158</u> , 1186, 1219
\AMC@loc@explain . . . . .	99, 112, 139, 153, 192, 218, 1223	\AMC@mem@show . . . . .	939, 976, 985	\AMC@save@box . . . . .	360, 415, 2328
\AMC@loc@FR . . . . .	131, 2298, 2514	\AMC@mem@show@filter . . . . .	940, 980	\AMC@setcolors@ . . . . .	375, 396, 413, 438
\AMC@loc@IT . . . . .	159	\AMC@mn@leftmargin . . . . .	1056, 1064, 1067, 1073	\AMC@shape@form . . . . .	472
\AMC@loc@JA . . . . .	211	\AMC@mn@rightmargin . . . . .	1057, 1065, 1068, 1071	\AMC@shape@form@base . . . . .	459, 473
\AMC@loc@message . . . . .	93, 106, 120, 133, 147, 161, 174, 187, 200, 213, 2473	\AMC@mn@sep . . . . .	1055, 1071, 1073	\AMC@shape@form@ticked . . . . .	461, 463, 466
\AMC@loc@namesurname . . . . .	103, 116, 129, 143, 157, 170, 183, 196, 209	\AMC@mn@test . . . . .	1054, 1061, 1070	\AMC@shape@none . . . . .	476
\AMC@loc@NL . . . . .	118	\AMC@NCBcheck . . . . .	<u>595</u> , 2144, 2302	\AMC@shape@oval . . . . .	437
		\AMC@NCBetud . . . . .	<u>595</u> , 2142, 2301	\AMC@shape@square . . . . .	394
		\AMC@NCBpage . . . . .	<u>595</u> , 2143, 2301		

\AMC@shapename .....	\AMC@sz@width 1077, 1085, 1090	\AMCbeforeQuestion .....
.. 292, 300, 309, 318, 495	\AMC@sza@box . 1112, 1120, 1123	..... <u>1167</u> , 1180, 1251
\AMC@shapename@ 292, 390, 506	\AMC@sza@callin 851, 852,	\AMCbeginAnswer .....
\AMC@shapeprepare .....	1134, 1139, 1147, 1149	.. 1011, <u>1040</u> , 2024, 2085
..... 506, 514, 2335	\AMC@sza@callin@margin 1124	\AMCbeginQuestion .....
\AMC@shapeprepare@form . 458	\AMC@sza@callin@margins 1128	..... <u>1167</u> , 1186,
\AMC@shapeprepare@none . 475	\AMC@sza@callin@none .. 1116	1199, 1205, 1219, 1250
\AMC@shapeprepare@oval . 429	\AMC@sza@callin@question 1120	\AMCbin@begin .....
\AMC@shapeprepare@square 393	\AMC@sza@callout 847, 848,	\AMCbin@did . 605, 613, 616,
\AMC@shuffletoks .....	1133, 1138, 1142, 1144	618, 623, 626, 628, 634
..... 259, 745, 748, 812	\AMC@sza@callout@margin 1123	\AMCbin@digit .....
\AMC@smashbox 363, 366–370, 373	\AMC@sza@callout@margins 1127	.. 603, 636, 639, 645, 648
\AMC@smashboxheight ....	\AMC@sza@callout@none . 1115	\AMCbin@hsep 607, 610, 614, 624
..... 364, 367–369, 372	\AMC@sza@callout@question	\AMCbin@id .....
\AMC@smashcentered .....	..... 1119	609, 617, 618, 627, 628
.. 365, 407, 408, 440, 441	\AMC@sza@depth 1112, 1132, 1137	\AMCbin@ndigits .....
\AMC@SR ... 228, 230, 233–	\AMC@sza@height .....	..... 606, 608, 645, 648
236, 238, 240, 241, 2214	..... 1112, 1131, 1136	\AMCbin@number .....
\AMC@SR@count 233, 234, 236,	\AMC@sza@init@margin .. 1122	.. 602, 635, 638, 640, 642
244, 248, 251, 254–257	\AMC@sza@init@margins . 1126	\AMCbin@one .....
\AMC@SR@time .....	\AMC@sza@init@none .... 1114	\AMCbin@sequence ... 601,
245, 2279	\AMC@sza@init@question 1118	635, 640, 641, 646, 647
\AMC@SR@advance . 231, 238, 239	\AMC@sza@width 1112, 1130, 1135	\AMCbin@style .....
\AMC@SR@bit .....	\AMC@tempenv .....	611, 635
238	656, 657	\AMCbin@zero ... 622, 641, 646
\AMC@SR@const ... 229, 233, 236	\AMC@tmpXY .... 341, 344, 346	\AMCbloc .....
\AMC@SR@max .....	\AMC@tracebox .....	1174
<u>244</u> , 272	.. 292, 347, 439, 465,	\AMCbo@help .. 2075, 2076, 2089
\AMC@SR@nextByte .....	583, 585, 588, 1035, 2134	\AMCbo@hide .....
<u>244</u>	\AMC@tracechar . <u>333</u> , 536, 554	2102, 2108
\AMC@SR@num . 246, 247, 249,	\AMC@tracepos 293, 404, 410,	\AMCbo@opts .....
250, 254, 257, 272, 273	1021, 1024, 1184, 1192	2079
\AMC@SR@set . 230, 242, 243, 245	\AMC@traceposx .....	\AMCbo@show .....
\AMC@SR@test .....	302, 322	2080, 2108
239, 250	\AMC@traceposy . 311, 321, 323	\AMCbotextGoto ... 2074, 2103
\AMC@SR@value .....	\AMC@unnumero .....	\AMCboxColor .....
241	<u>278</u>	517, 2166
\AMC@stepQuestion .....	\AMC@use@box .....	\AMCboxDimensions .. 518, 635
..... <u>1158</u> , 1177, 1216	361,	\AMCBoxedAnswers .. <u>998</u> , 2270
\AMC@sti 259, 267, 271, 274, 275	445, 447, 451, 453, 2329	\AMCBoxOnly .....
\AMC@stil 260, 268–270, 272, 276	\AMC@VERSION .....	<u>2074</u>
\AMC@surveyfalse .....	2487, 2489	\AMCboxOutsideLetter ...
2312	\AMC@watertext ... 2111, 2122	..... <u>519</u> , 2026, 2087
\AMC@surveytrue .....	\AMC@XYFILE .....	\AMCboxStyle <u>20</u> , <u>488</u> , 2270, 2320
2313	.. 295, 304, 313, 325,	\AMCccircle .....
\AMC@sz@box .....	330, 331, 335, 344–346,	2130, 2133
1077,	2213, 2254, 2259, 2260,	\AMCchoiceLabel .... <u>477</u> , 558
1079, 1081, 1084, 1127	2485–2495, 2497, 2499	\AMCchoiceLabelFormat 391, <u>477</u>
\AMC@sz@callin .....	\AMC@XYSpecial .....	\AMCcleardoublepage . <u>17</u> , <u>2237</u>
... 1089, 1094, 1102,	..... 340, 343, 345, 346	\AMCcode .....
1104, 1169, 1187, 1188	\AMCaddpagesto .....	1344
\AMC@sz@callin@question 1079	<u>2228</u>	\AMCcodeGrid .....
\AMC@sz@callout 1088, 1093,	\AMCanswer .....	<u>16</u> , <u>1232</u>
1097, 1099, 1181, 1182	.. 1039, <u>1040</u> , 2025, 2086	\AMCcodeGridInt .... <u>16</u> , <u>1232</u>
\AMC@sz@callout@margin 1081	\AMCassociation .....	\AMCcodeH .....
\AMC@sz@callout@margins 1084	<u>2252</u>	1345
\AMC@sz@depth 1077, 1087, 1092		\AMCcodeHspace 1233, 1271, 1306
\AMC@sz@height 1077, 1086, 1091		\AMCcodeID .....
\AMC@sz@init@margins .. 1083		1238, 1290
		\AMCcodeID@@ .....
		.. 1237, 1240, 2311, 2461
		\AMCcodeID@dot .....
		1236

\AMCcodeID@squarebrackets	\AMCid@check	\AMCload@@reponse
..... 1235	. 27, 327, 2144, 2149,	823, 825, 1046, 1050, 2372
\AMCcodeVSpace	2150, 2167, 2171, 2479	\AMCload@counter
.. 1234, 1269, 1305, 1308	\AMCid@checkmax	... 25, 801–804, 807,
\AMCcompleteMulti	... 595, 2150, 2301, 2479	808, 812, 815–818, 821
... 13, 63	\AMCid@etud	\AMCload@reponse
\AMCcurrentenv	28, 289, 297, 306, 315,	... 806, 825
654, 657, 1176	327, 330, 331, 336, 352,	\AMClocalized
\AMCdebutFormulaire	473, 2141, 2142, 2167,	..... 91
. 21, 2521	2171, 2179, 2206, 2207,	\AMCloop@k
\AMCdecimalPoint	2209, 2214, 2219, 2224,	.... 718, 724,
..... 1474, 1644, 1676	2225, 2244, 2245, 2254	728, 730, 751, 759, 768
\AMCdefault@groupmode	\AMCid@etudfin	\AMCmarginNote
..	.... 30, 2208–2210, 2224	1058, 1084, 1127
..... 672, 686, 687	\AMCid@etudstart	\AMCmem@elt@cat
\AMCdontAnnotate	29, 2206, 2225	915, 927, 931
.. 330, 2040	\AMCid@name	\AMCmessage
\AMCdontScan	65, 564, 567, 569, 573,	... 17, 1179, 1192
..... 330, 2039	575, 909, 966, 1021,	\AMCncol@Background
\AMCdum@reponses	1024, 1035, 1178, 1192,	1484, 1879
.. 812, 826	1267, 1551, 1554, 1969	\AMCncol@Border
\AMCemptybox	\AMCid@quest	.. 1480, 1879
. 1052, 1077, 1112	26, 330, 331, 564, 567,	\AMCncol@BorderWidth
\AMCendAnswer	569, 573, 575, 583, 585,	..... 1482, 1878
.. 1012, 1040, 2024, 2085	588, 908, 966, 1021,	\AMCneeds@storeboxfalse
\AMCexponent	1024, 1035, 1178, 1179,	2308
. 1476, 1887, 1899	1184, 1192, 1267, 1552,	\AMCneeds@storeboxtrue
\AMCform	1555, 1758, 2007, 2082	2309
..... 17, 857, 2520	\AMCIDBoxesA	\AMCnobloc
\AMCformAfterQuestion	.... 2142, 2146	..... 1173, 1255
..	\AMCIDBoxesABC	\AMCnoCompleteMulti
..... 840, 1192	.... 2145, 2168	..... 13, 64, 2023
\AMCformAnswer	\AMCIDBoxesB	\AMCnombreCopies
..... 839	.... 2143, 2147	.....
\AMCformAnswerA	\AMCIDBoxesC	.. 2203, 2204, 2496, 2499
.... 856, 960	.... 2144, 2147	\AMCnoScoreZone
\AMCformatChoices	\AMCids@height	.. 1157, 1252
.....	.. 76, 87, 2167	\AMCncontextGoto
.. 1348, 1928, 2072, 2108	\AMCids@sidefalse	.... 1465, 1919
\AMCformBeforeQuestion	.. 79, 81	\AMCncontextSign
..	\AMCids@sidetrue	1472, 1695, 1696
..... 839, 845	..... 83	\AMCncontextVHead
\AMCformBegin	\AMCids@topfalse	... 1466, 1648
.. 17, 857, 2521	.... 79, 83	\AMCnum@copies
\AMCformFilter	\AMCids@toptrue	.....
..... 978	.... 81	.... 31, 2203–2205, 2208
\AMCformHSpace	\AMCids@width	\AMCnum@questions
. 66, 855, 2086	... 75, 86, 2170	.. 813, 815
\AMCformQuestion	\AMCidsPosition	\AMCnumeric@Hspace
..... 839	..... 73	.....
\AMCformQuestionA	\AMCidsVar	... 1467, 1479, 1606,
.. 843, 967	..... 77	1608, 1644, 1663, 1899
\AMCformQuestionN	\AMCidsVarN	\AMCnumeric@Vspace
.. 842, 850	..... 77, 78	. 1468,
\AMCformS	\AMCif@env	1478, 1579, 1586, 1593,
..... 857	.. 655, 1223, 1225	1620, 1636, 1650,
\AMCformVSpace	\AMCifcategory	1684, 1696, 1886, 1888
..... 66, 839	..... 941	\AMCnumericChoices
\AMCgroup@pre	\AMCinterBquest	.. 18, 1348
..... 741, 764	.... 71, 1192	\AMCnumericChoicesPlain
\AMCgrouploop@next	\AMCinterBrep	..... 1926, 1933
.....	.... 66, 1025	\AMCnumericHide
..... 766, 777, 792	\AMCinterIquest	.. 1923, 1928
\AMCgrouploop@prep	.... 70, 1192	\AMCnumericOpts
.....	\AMCinterIrep	..... 1544
..... 752, 775, 790	.... 66, 1002	\AMCnumericShow
\AMCgrouppre@cyclic	\AMCintervalFormat	.. 1915, 1928
.... 735	1939, 1950	\AMCnumero
\AMCgrouppre@fixed	\AMCintervals	..... 1159, 2218
.... 697	. 17, 1939, 2523	\AMCcocol@Background
\AMCgrouppre@withoutreplacement	\AMClabell	..... 1959, 1966, 2030
..... 713	..... 2245, 2250	\AMCcocol@BoxFrameRule
\AMCgrouppre@withreplacement		..... 1960, 1984, 2030
..... 704		
\AMChorizAnswerSep		
..... 1029, 1030, 1038		
\AMChorizBoxSep		
..... 1031, 1032, 1035, 1037		

\AMCocol@Foreground . . . .	1261, 1265–1267, 1349,	\answer . . . . . 288, <u>1043</u> , <u>2337</u>
. . . . . 1962, 1967,	1351, 1547, 1548, 1552,	answers (option) . . . . . 11
2035, 2036, 2045, 2048	1555, 2369, 2370, 2373	asbox (option) . . . . . 11
\AMCocol@FrameRule . . . .	\AMCrep@fini 823, 826, 830, 838	\association . . . . . 2254
. . . . . 1961, 1985, 2056	\AMCrep@init . . . <u>819</u> , 1003,	auto (environment) . . . . . <u>2337</u>
\AMCOpen . . . . . <u>1957</u>	1006, 1010, 1014, 1017	automarks (option) . . . . . 12
\AMCopen@answer . . . . .	\AMCrep@itemize . . 1000, <u>1019</u>	
. . 1963, 1970, 1998, 2014	\AMCrep@ligne . . . . 1006, <u>1019</u>	<b>B</b>
\AMCopen@boxframerule . .	\AMCrep@o . . . . . 820, 822	\bareme . . . . . 21, 2511
. . . . . 1982, 1983, 2029	\AMCrep@perso . . . . 1010, <u>1019</u>	\baremeDefaultM . . . . . 21, 2512
\AMCopen@boxmargin . . . .	\AMCrep@r . . . . . 824	\baremeDefaultS . . . . . 21, 2513
. . . . . 1980, 1981, 2028	\AMCrep@tikz . . . . . 1014, <u>1019</u>	\bf . . . . . 1475
\AMCopen@contentcommand	\AMCrep@tikzmat . . 1017, <u>1019</u>	bloc (option) . . . . . 21
. . . . . 1971, 2057	\AMCrien@deux . . . . . <u>806</u> , 823	\bonne . . . . . 21, 2509
\AMCopen@framerule . . . .	\AMCscoreZone . . . . . <u>579</u> , <u>1052</u>	\bool . . . . . 933, 1246,
. . . . . 1986, 1987, 2055	\AMCscoreZoneAnswerSheet <u>1052</u>	1247, 1268, 1279, 1280,
\AMCopen@Hspace . . . 1972,	\AMCsection . . . . . <u>988</u>	1293, 1295, 1304, 1602,
1973, 2027, 2032, 2043	\AMCsectionNumbered . 988, 996	1613, 1628, 1647, 1652,
\AMCopen@LineHeight . . .	\AMCsectionStar . . . . 992, 996	1693, 1704, 1716, 1734,
. . . . . 1976, 1977, 1997	\AMCsetFoot . . . . . 2140	1735, 1761, 1765, 1774,
\AMCopen@Lines 1978, 1979, 2002	\AMCsetScoreZone . . . . .	1815, 1850, 1862, 1880
\AMCopen@lines . . . . . 1995	. . . . . 1110, 1111, 1157	box (option) . . . . . 11
\AMCopen@lineuptext 1965,	\AMCsetScoreZoneAnswerSheet	\boxchar . . . . . 336
1988, 2012, 2015, 2018	. . . . . 1155–1157	\boxput . . . . . 6, 400, 439
\AMCopen@question . . . .	\AMCshowSignificantDigits	
. . 1964, 1969, 2031, 2032	. . . . . 1413	<b>C</b>
\AMCopen@Width 1974, 1975, 1996	\AMCsignificantDigits . 1408	\c . . . . . 938
\AMCopenHide . . . . . 2066, 2072	\AMCstudentlabel . 2245–2248	calibration (option) . . . 5, 11
\AMCopenOpts . . . . . 1994	\AMCStudentNumber . . . . 2141	catalog (option) . . . . . 11
\AMCopenShow . . . . . 2005, 2072	\AMCstudentslistfile . . <u>2257</u>	\CatalogExterne . . . . . 2453
\AMCotextGoto . . . . 1957, 2067	\AMCsubjectPageTag 2178, 2183	\champnom . . . . . 21, 2522
\AMCotextReserved . 1958,	\AMCsubsection . . . . . <u>988</u>	\char . . . . . 1368
1968, 2042, 2046, 2048	\AMCsubsectionNumbered .	\CheckBox . . . . . 466
\AMCoutsideLabelFormat . <u>519</u>	. . . . . 990, 997	chiffres (option) . . . . . 21
\AMCpageref . . . . . 2248	\AMCsubsectionStar . . 994, 997	\choices . . . . . 2506
\AMCpostOquest . . . . . 72, 2059	\AMCsw@p . . . . . <u>259</u>	choices (environment) <u>13</u> , <u>998</u>
\AMCqlabel . . . . . <u>2249</u>	\AMCsw@p@ . . . . . 261, 263, 265	\choicescustom . . . . . 2508
\AMCquestionaff . . . . . <u>1158</u>	\AMCsz@loggedfalse . . . . 579	choicescustom (environ-
\AMCquestionNumberfalse 1253	\AMCsz@loggedtrue . . . . . 592	ment) . . . . . <u>13</u> , <u>998</u>
\AMCquestionNumbertrue . . 45	\AMCtext . . . . . <u>90</u>	\choiceshoriz . . . . . 2507
\AMCrandomseed . . . . . <u>242</u>	\AMCtok@ik . . . . . 718,	choiceshoriz (environment)
\AMCref . . . . . <u>2245</u>	719, 721, 726–730,	. . . . . <u>13</u> , <u>998</u>
\AMCrep@count . 827, 829, 831	750, 758, 771, 778, 794	\choixIntervalles . . 21, 2523
\AMCrep@bloc . . . . . 1001, <u>1019</u>	\AMCtok@k 663, 678–680, 684, 794	\cleargroup . . . . . <u>15</u> , <u>784</u>
\AMCrep@count . . 564, 567,	\AMCtok@max . . . . . 664	\clist . . . . . 1243,
569, 573, 575, 800, 809,	\AMCtok@size . . . 665, 753–	1256, 1289, 1318, 1327,
829, 831, 835, 921, 959,	756, 764, 772, 779, 795	1328, 1422, 1425, 1436,
1000, 1006, 1010, 1014,	\AMCw@termark . . . . <u>2110</u> , 2152	1437, 1641, 1642,
1017, 1021, 1024, 1035,	\AMCw@terprint . . . <u>2110</u> , 2152	1672, 1673, 1747, 1748
1043, 1044, 1047–1050,	amcxyfile (environment) . <u>340</u>	\codeDigitExterne 2460, 2461

<code>\completemulti</code> (option) . . .	11	<code>\endchoices</code> . . . . .	2506	<code>\footrulewidth</code> . . . . .	
<code>\coordinate</code> . . . . .	1060	<code>\endchoicescustom</code> . . . .	2508	. . . . .	2157, 2176, 2186, 2191
<code>\copieexamen</code> . . . . .	2516	<code>\endchoiceshoriz</code> . . . . .	2507	<code>\foreach</code> . . . . .	2363
<code>\copieexamen</code> (environment) .	21	<code>\endcopieexamen</code> . . . . .	2516	<code>\formulaire</code> . . . . .	21, 2520
<code>\copygroup</code> . . . . .	15, 784	<code>\endexamcopy</code> . . . . .	2516	<code>\fp</code> . . . . .	1375, 1383, 1385, 1387,
<code>\copygroupfrom</code> . . . . .	15, 784	<code>\endreponses</code> . . . . .	2506	. . . . .	1391, 1396, 1398, 1400,
<code>\correc</code> (option) . . . . .	21	<code>\endreponseshoriz</code> . . . .	2507	. . . . .	1404, 1411, 1416, 1423,
<code>\correcindiv</code> (option) . . . .	21	<code>\endreponsesperso</code> . . . .	2508	. . . . .	1441, 1444, 1745, 1746,
<code>\correctchoice</code> . . . . .		<code>\ensemble</code> (option) . . . . .	21	. . . . .	1770, 1771, 1780, 1808,
. . . . .	14, 837, 1043, 1949, 2509	environments:		. . . . .	1809, 1834, 1942, 1943,
<code>\CorrigeExterne</code> . . . . .	2437	<code>amcxyfile</code> . . . . .	340	. . . . .	1945–1948, 1950, 1951
<code>\CorrigeIndivExterne</code> . . .	2437	<code>auto</code> . . . . .	2337	<code>francais</code> (option) . . . . .	11
<code>\crefalias</code> . . . . .	225	<code>choices</code> . . . . .	13, 998	<code>fullgroups</code> (option) . . . . .	12
<code>\crefname</code> . . . . .	226	<code>choicescustom</code> . . . . .	13, 998		
<code>\cs</code> . . . . .	870, 874, 875, 877,	<code>choiceshoriz</code> . . . . .	13, 998	<b>G</b>	
. . . . .	880, 883, 886, 890, 895,	<code>\copieexamen</code> . . . . .	21	<code>\group</code> . . . . .	1367, 1379
. . . . .	897, 900, 902, 905, 907,	<code>examcopy</code> . . . . .	2409		
. . . . .	911, 912, 914, 917, 918,	<code>question</code> . . . . .	12, 1172	<b>H</b>	
. . . . .	920, 923, 924, 926, 929,	<code>question-auto</code> . . . . .	2337	<code>\he@dbas</code> . . . . .	2136, 2161, 2162
. . . . .	938–941, 1249, 1259,	<code>questionmult</code> . . . . .	12, 1172	<code>\he@dhaut</code> . . . . .	2137, 2165
. . . . .	1264, 1286, 1317, 1321,	<code>Questionnaires</code> . . . . .	2337	<code>\he@dtaille</code> . . . . .	2135–2137
. . . . .	1326, 1331, 1336, 1339,	<code>questionouverte</code> . . . .	1172	<code>\hfuzz</code> . . . . .	369
. . . . .	1342–1345, 1363, 1371,	<code>reponses</code> . . . . .	21	<code>\ht</code> . . . . .	367, 1053
. . . . .	1381, 1384, 1389, 1393,	<code>reponseshoriz</code> . . . . .	21		
. . . . .	1405, 1408, 1410, 1413,	<code>reponsesperso</code> . . . . .	21	<b>I</b>	
. . . . .	1415, 1421, 1435, 1440,	<code>tikz-multi</code> . . . . .	998	<code>\ifAMC@affichekeys</code> . . . . .	
. . . . .	1452, 1540, 1544, 1546,	<code>tikz-single</code> . . . . .	998	. . . . .	36, 1185, 1186
. . . . .	1560, 1575, 1600, 1611,	<code>values</code> . . . . .	2337	<code>\ifAMC@asqbloc</code> . . . . .	42, 840, 846
. . . . .	1626, 1640, 1670, 1691,	<code>values-auto</code> . . . . .	2337	<code>\ifAMC@automarks</code> . . . . .	
. . . . .	1712, 1756, 1915, 1917,	<code>variable-auto</code> . . . . .	2337	. . . . .	60, 972, 2217, 2233, 2240
. . . . .	1923, 1932, 1935, 1936,	<code>variable-multi</code> . . . . .	1172	<code>\ifAMC@calibration</code> . . . .	46,
. . . . .	1944, 1954, 2419, 2420,	<code>variable-single</code> . . . .	1172	. . . . .	294, 303, 312, 325, 330,
. . . . .	2422, 2423, 2425, 2426,			. . . . .	331, 334, 1044, 1049,
. . . . .	2429, 2430, 2432, 2433	<code>\evensidemargin</code> . . . .	1065, 1067	. . . . .	1179, 1195, 1228–
<code>\csvreader</code> . . . . .		<code>\examcopy</code> . . . . .	2516	. . . . .	1231, 1266, 2213, 2219,
. . . . .	2344, 2349, 2355, 2364	<code>examcopy</code> (environment) .	2409	. . . . .	2253, 2258, 2370, 2484
		<code>\exemplaire</code> . . . . .	21, 2514	<code>\ifAMC@catalog</code> . . . . .	47, 386, 2502
<b>D</b>		<code>\exemplairepair</code> . . . . .	2244	<code>\ifAMC@correc</code> . . . . .	38, 378, 1046,
<code>\define@boolkey</code> . . . . .		<code>\explain</code> . . . . .	1221, 2399	. . . . .	1550, 1998, 2014, 2372
. . . . .	503, 1989–1992, 2077	<code>\ExplSyntaxOff</code> . . . . .		<code>\ifAMC@correchead</code> . . . . .	
<code>\define@choicekey</code> . . . . .		. . . . .	943, 1347, 1464,	. . . . .	35, 1222, 2152,
. . . . .	77, 495, 1095, 1140	. . . . .	1925, 1938, 1956, 2436	. . . . .	2195, 2210, 2465, 2471
<code>digits</code> (option) . . . . .	11	<code>\ExplSyntaxOn</code> . . . . .		<code>\ifAMC@draw@cross</code> . . . .	362, 401, 422
<code>\ding</code> . . . . .	467	. . . . .	857, 1241, 1361,	<code>\ifAMC@ensemble</code> . . . . .	54, 524,
<code>\dontannotate</code> . . . . .	331	. . . . .	1469, 1930, 1940, 2417	. . . . .	541, 562, 581, 860, 972,
<code>\donscan</code> . . . . .	330			. . . . .	975, 979, 984, 1186,
<code>\dotfill</code> . . . . .	355, 2000, 2016			. . . . .	1354, 1757, 1908, 1909,
<code>\draw</code> . . . . .	419, 423, 1071, 1073			. . . . .	2006, 2011, 2025, 2031,
		<b>F</b>		. . . . .	2062, 2081, 2086, 2089,
<b>E</b>		<code>\fancypagestyle</code> . . . . .		. . . . .	2098, 2217, 2480, 2490
<code>\element</code> . . . . .	15, 663	. . . . .	2154, 2159, 2181, 2188		
		<code>\fbox</code> . . . . .	2179		

\ifAMC@extractOnly .....	40, 1876, 2494	\ifAMCtype@multi ...	50, 834	<b>L</b>	
\ifAMC@fullGroups ..	34, 754	\ifAMCune@bonne ....	49, 836	\lastchoices .....	<u>819</u> , 2519
\ifAMC@inside@box .....	52, 544, 572, 2026, 2087, 2481, 2491	\ifcase .....	78	\lastxpos .....	2423
\ifAMC@inside@digit .	55, 478	\ifcsname ....	1096, 1101, 1106, 1141, 1146, 1151	\lastypos .....	2426
\ifAMC@invisible ...	61, 292	\ifcsvstrcmp .....		\linebreak .....	2021
\ifAMC@keepmemory .	982, 2222	..	2350, 2356, 2357, 2365	<b>M</b>	
\ifAMC@keyline 37,	1185, 1186	\ifdim .....	1070	\m@rque .....	2134, 2161–2164
\ifAMC@ordre .....	32, 820	\ifKV@AMCBoxOnly@ordered	2090	\m@rqueCalage ....	2133, 2134
\ifAMC@outside@box .....	53, 524, 542, 2482, 2492	\ifKV@AMCdim@cross .....	382, 397, 414	\marginpar .....	1081, 1123
\ifAMC@pagelayout .....	58, 2149, 2194, 2464	\ifKV@AMCdim@cross .....	382, 397, 414	\mauvaise .....	<u>21</u> , 2510
\ifAMC@pdfform .....	62, 350, 2211, 2226, 2318	\ifKV@AMCOpen@annotate	2040	\melangegroupe .....	<u>21</u> , 2517
\ifAMC@plain .....	48, 2401	\ifKV@AMCOpen@dots ....	1999	\MessageBreak .....	2399
\ifAMC@postcorrect .....	59, 837, 2483, 2493	\ifKV@AMCOpen@lineup ...		\multiSymbole <u>1167</u> ,	1194, 1212
\ifAMC@printformoutside	522, 531	..	2010, 2052	<b>N</b>	
\ifAMC@printformoutside@	521, 528	\ifKV@AMCOpen@scan ....	2039	\namefield ....	<u>16</u> , <u>347</u> , 2522
\ifAMC@printkeyoutside .	539, 549	indivanswers (option) ..	<u>7</u> , <u>11</u>	\namefielddots .....	<u>348</u>
\ifAMC@printkeyoutside@	538, 546	init (option) .....	<u>11</u>	\newbox .....	363
\ifAMC@qbloc .....	41, 1167, 1184, 1192, 1218, 1220, 1920, 2068, 2104	\InputIfFileExists .....	15	\newline .....	1185
\ifAMC@rbloc ..	43, 1001, 1004	\insertgroup ...	<u>15</u> , <u>744</u> , 2518	\newsavebox .....	359
\ifAMC@shuffleG .	33, 745, 748	\insertgroupfrom ...	<u>15</u> , <u>744</u>	\newstorebox .....	2327
\ifAMC@survey ....	2312, 2337	insidebox (option) .....	<u>11</u>	\nobreak .....	520, 2053
\ifAMC@textPos .	39, 1021, 1024, 1034, 1184, 1192	\int 872, 874, 878, 884, 891,		\node .....	1026, 1027, 1208
\ifAMC@watermark 51,	2152, 2470	930, 1245, 1256, 1290,		nopage (option) .....	<u>6</u> , <u>12</u>
\ifAMC@zoneformulaire ..	57, 526, 563, 861	1312, 1376, 1392, 1420,		noshuffle (option) .....	<u>11</u>
\ifAMCcomplete@multi	44, 834	1423, 1425–1427, 1429,		noshufflegroups (option) ..	<u>11</u>
\ifAMCformulaire@dedans	56, 525, 566, 582, 1757, 1909, 2006, 2062, 2081, 2098	1442, 1445, 1447, 1453, 1454, 1456, 1457, 1459, 1558, 1561, 1563– 1565, 1567, 1576, 1601, 1612, 1619, 1625, 1627, 1629, 1635, 1641, 1643, 1648, 1654, 1658, 1662, 1665, 1672, 1674, 1680, 1683, 1686, 1714, 1715, 1718, 1721, 1723, 1726, 1729, 1730, 1749–1751, 1754, 1762, 1765, 1766, 1772, 1777, 1779, 1783, 1796, 1797, 1802, 1810, 1811, 1817, 1819, 1822, 1829, 1836, 1837, 1841, 1842, 1844, 1857, 1864, 1865, 1871, 1885, 1898		\nouveaugroupe .....	<u>663</u> , 785
\ifAMCids@side .....	74, 2170	<b>K</b>		nowatermark (option) ...	<u>5</u> , <u>11</u>
\ifAMCids@top .....	73, 2167	\keys .....	1275, 1287, 1471, 1541, 1760, 1918	\NoWatermarkExterne ...	<u>2437</u>
\ifAMCneeds@storebox ...	2308, 2315, 2326	keys (option) .....	<u>11</u>	<b>O</b>	
\ifAMCquestionNumber	45, 1165			\oddsidemargin ...	1064, 1068
\ifAMCsz@logged ....	579, 590			\onecopy <u>2202</u> ,	2339, 2413, 2514
				options:	
				answers .....	<u>11</u>
				asbox .....	<u>11</u>
				automarks .....	<u>12</u>
				bloc .....	<u>21</u>
				box .....	<u>11</u>
				calibration .....	<u>5</u> , <u>11</u>
				catalog .....	<u>11</u>
				chiffres .....	<u>21</u>
				completemulti .....	<u>11</u>
				correc .....	<u>21</u>
				correcindiv .....	<u>21</u>
				digits .....	<u>11</u>
				ensemble .....	<u>21</u>
				français .....	<u>11</u>
				fullgroups .....	<u>12</u>
				indivanswers .....	<u>7</u> , <u>11</u>

init	11				
insidebox	11				
keys	11				
nopage	6, 12				
noshuffle	11				
noshufflegroups	11				
nowatermark	5, 11				
ordre	21				
outsidebox	11				
pdfform	12				
plain	12				
postcorrect	12				
separateanswersheet	5, 11, 17				
storebox	12				
\or	80, 82				
ordre (option)	21				
outsidebox (option)	11				
\ouverte@vs	1172				
<b>P</b>					
\PackageError	648, 690, 761, 2398				
\pageref	2248				
pdfform (option)	12				
\pdfpageheight	329, 2432, 2433				
\pdfpagewidth	329, 2429, 2430				
\pgfextractx	1061				
\pgfpoinanchor	1062				
\pgfpointdiff	1061				
\pgfpointorigin	1061				
plain (option)	12				
postcorrect (option)	12				
\prg	859, 862, 864, 867, 1328, 1424, 1437				
<b>Q</b>					
\question	1172				
question (environment)	12, 1172				
question-auto (environment)	2337				
\QuestionIndicative	14, 1228, 1260				
questionmult (environment)	12, 1172				
Questionnaires (environment)	2337				
questionouverte (environment)	1172				
<b>R</b>					
\raisebox	1475				
\refstepcounter	1165				
\reponses	2506				
reponses (environment)	21				
\reponseshoriz	2507				
reponseshoriz (environment)	21				
\reponsesperso	2508				
reponsesperso (environment)	21				
\restituegroupe	21, 2518				
\rngstate	2214				
<b>S</b>					
\savebox	360				
\savepos	2420				
\sbox	1053				
\scoring	14, 1200, 1206, 1228, 2511				
\scoringDefaultM	14, 1228, 2512				
\scoringDefaultS	14, 1228, 2513				
\ScoringExterne	2437				
\section	989, 993				
separateanswersheet (option)	5, 11, 17				
\seq	1244, 1292, 1300, 1366, 1374–1376				
\setdefaultgroupmode	686				
\setgroupmode	672, 686				
\shuffle@it	812, 826				
\shufflegroup	15, 710, 722, 744, 2517				
\shufflegroupslice	727, 730, 747				
\smash	1998, 2014				
\space	2399				
\storebox	2328				
storebox (option)	12				
\str	927				
\strut	1071, 1073				
\SujetExterne	2437				
<b>T</b>					
\tex	1369				
\textasciicircum	1477				
\TextField	352				
\textit	99, 112, 139, 153, 192, 218				
\textsc	2155				
\textsf	504				
\theCSVrow	1026, 1027, 2378, 2387				
tikz-multi (environment)	998				
tikz-single (environment)	998				
\tikzset	2376				
\times	1477				
\tl	892, 893, 898, 903, 932, 934, 1363, 1365, 1372, 1373, 1559, 1562, 1568, 1571, 1713, 1724, 1725, 1728, 1732, 1733, 1740, 1752, 1753				
\tracepos	296, 305, 314				
<b>U</b>					
\une@rep	1000, 1001, 1006, 1010, 1014, 1017, 1046, 1050, 2372				
\useasboundingbox	417				
\usebox	361				
\usestorebox	2329				
\usetikzlibrary	2375				
<b>V</b>					
values (environment)	2337				
values-auto (environment)	2337				
variable-auto (environment)	2337				
variable-multi (environment)	1172				
variable-single (environment)	1172				
\version	2487				
\vfuzz	369				
\vrule	1700				
\vtop	1295				
<b>W</b>					
\wd	369, 370, 1053				
\with	2259, 2260, 2488–2495, 2497, 2499				
\wrongchoice	14, 836, 837, 1043, 1949, 2510				
<b>X</b>					
\x	2363, 2365				